



34th Annual National Convention

Acres & Acres

OF RED WING

July 8-10, 2010 • Red Wing High School



A special Convention supplement produced by the Republican Eagle in partnership with the Red Wing Collectors Society, Inc.

Welcome from the President

Welcome to Red Wing for the *Acres and Acres of Red Wing* themed Red Wing Collectors Society 34th Annual Convention. You will find untold joys to experience around this great city as the week unfolds preparing for the official opening of the RWCS Convention on Thursday, July 8th. The Convention will once again meet and beat all of your expectations so prepare yourself for a great week!

There certainly is plenty to offer everyone from the beginning to the more seasoned collector both at the Convention and in the Red Wing area. There are auctions, antique shops and sightseeing opportunities to behold. Your schedule will get filled up so do make sure that you add a visit to the Red Wing Pottery Museum in Pottery Place Mall. It is a breathtaking opportunity and even if you have already visited it is always worth the trip back to see the new displays.

Welcome and thank you for making the time and effort to attend the Convention. May your week be filled with new opportunities, new friends, and perhaps a new piece of pottery or two to occupy a special place in your home. See you next year.

Sue Jones Tagliapietra
President,
Red Wing Collectors Society



Sue Jones Tagliapietra
President

Photo courtesy Rick Natynski

Welcome from the Executive Director

Welcome RWCS Members to the 34th Annual Convention! I hope this week you will find that new piece to sow a new collection or reap the benefits of the activities. It's Convention with "Acres and Acres of Red Wing" for all collectors!

The 2010 Supplement is busting at the seams with a harvest of information for every collector. Once again the RWCS has partnered up with the Red Wing Republican Eagle; so, you don't miss anything. The Supplement is the seed to a successful Convention:

- Articles and education sessions to cultivate your knowledge
- Schedule of events to keep you on track
- Crock Hunt to explore Red Wing far and wide
- And So Much More

I would like to take this opportunity to thank everyone who makes this Convention possible: members for attending, manager and support positions, the Republican Eagle staff, generous local Red Wing business donations, and the membership. Without all these people the RWCS Convention would not be a success!

I hope you have a great time growing your collection, knowledge, and network this week!
Happy Hunting!

Stacy L. Wegner
Executive Director



Stacy Wegner
Executive Director

Welcome from the Mayor

On behalf of the City of Red Wing, I want to thank you for coming to the 34th Annual Red Wing Collectors Society Convention. Please enjoy all of Red Wing's great features.

Please take time this week to visit one of our 38 community and neighborhood parks. Here are just a few that I will suggest to you: John Rich Park, Bay Point Park, Memorial Park, Colvill Park Aquatic Center, Central Park and band shell, Levee Park, and Barn Bluff. Red Wing has earned a reputation for having excellent parks and recreational opportunities. If you are into fitness you can bike, hike, rock climb, canoe, swim, golf, roller blade, or jog. For more leisurely activities you may do some wine tasting, visit a museum, enjoy a boat ride on the Mississippi, or take a trolley ride around town to see some sights.

The accommodations in Red Wing range from quaint Bed and Breakfast Inns to modern motels to a historic hotel. Dining options are from fast food to award-winning fine restaurants. Everything you need you can find in Red Wing.

If you have attended the Convention before, you will agree that Red Wing has much to offer our guests and residents. For you "First Timers," I am looking forward to meeting you. Yes, I am a RWSC member too! For more information, I invite you to visit the city's web site at www.Red-Wing.org.

Red Wing - "Come for a visit, stay for lifetime!"

John Howe
Mayor of Red Wing



John Howe
Mayor of Red Wing

Welcome from the History Center



The Goodhue County History Center is located at 1166 Oak St., Red Wing.

Another Convention is here—where does the time go? Time certainly flies—almost without our being aware of it! We do keep track, though, by watching the road construction move farther down the block each summer. We are so happy and pleased to welcome the Red Wing Collectors Society and its chapters to Red Wing and the history center for another Convention. We anticipate renewing the friendships that we have made (and making new friends) and hope to visit with a number of you at the history center as well as at the Convention.

There are numerous opportunities that Conventions offer—opportunities to meet new people and discover new things, as

well as a chance to renew friendships. Your Convention is a splendid chance to learn about Red Wing's history, Red Wing pottery and stoneware, to introduce children and grandchildren to the area and pottery and to indulge your enthusiasm for collecting. We hope that your time here in Red Wing is enjoyable. Take this occasion to meet new people and learn something new—we always learn from you! We look forward to greeting you at the history center!

Char Henn
Director/CEO, Goodhue County
Historical Society

On the cover...
Acres and Acres of Red Wing
Growing with Red Wing

Photos submitted by: Deb Gullickson, Mike Orgler, Jean Webber, Char Ackerman, Bruce Selfridge, Phyllis Showers, Nancy Lambert and Russa Robinson

Committee focuses on growing membership

By Bob Morawski
Membership Committee Chair

The Red Wing Collectors Society, like most collecting clubs across the country, has seen a decline in membership.

There are many reasons for the decline, but RWCS leaders felt that a committee of energetic and focused members could help attract new members to the organization. So last fall, the RWCS Board of Directors supported the formation of the Special Membership Committee to create, implement, and track initiatives to increase the organization's membership numbers.

In addition to being commemorative manager, I chair the committee, which consists of the following RWCS members: Bruce Cameron, Bruce Selfridge, Char Ackerman, Diana Bailey, Gary Tyc, Jerry Mounts, John Key, Laura Beall, Russa Robinson, Sue Jones Tagliapietra, Paul Wichert, newsletter editor Rick Natynski, and Executive Director Stacy Wegner.

Since the first committee meeting last fall, the list of recruiting ideas has grown, and many have been implemented this year.

Here are some of the highlights of what the committee has been up to in 2010:

- **Red Ribbon Campaign** - Current members are encouraged to get out and recruit new members though a points system. One point is accrued for recruiting a new member and an additional point is gained when that new member attends convention.

The member who earns the most points will receive a \$200 gift certificate to spend at the 2010 Convention or RWCS events in 2011. All other participants will be put in a drawing for a \$50 gift certificate.

- **eBay Membership Listings** - Beginning in February, the RWCS opened for business on eBay, selling memberships and membership/2010 Commemorative combinations using eBay's "Buy it Now" listing feature.

This membership enrollment opportunity was and continues to be open to all new members. This is a great way to reach out to potential new members. Look for our listing the next time you're on eBay.



- **Free Trial Memberships** - During March and April, the RWCS offered free trial memberships that included two newsletters, access to the members-only website resources and pre-convention information. With the overwhelming interest in this program, the committee is considering offering the program again next year.

- **Membership Campaign Videos** - The RWCS business office teamed up with the Digital Technology Program at the Minnesota School of Business to co-produce a recruitment video in conjunction with one of the school's summer courses. Early discussions will allow for up to four promotional videos available to the RWCS.

As soon as these are available, they will be used on the RWCS website, social networking sites and YouTube. The committee believes that this digital media platform has endless opportunities.

- **Antique Trader Sweepstakes** - In June, the RWCS worked with the publishers of Antique Trader to sponsor their monthly sweepstakes. The package worth, over \$250, included membership and the

MEMBERSHIP continued on page 5

"RED WING IS THE PLACE TO BE"

(sung in tandem to the tune of "Green Acres Is the Place for Me")

Red Wing is the place to be.
Crock huntin' is the life for me.
Crocks, short and small or tall and wide.
Keep the casino, we'll hunt crocks city-wide.

Treasure Island is where I'd rather be.
I'm allergic to your pottery.
I just adore a royal flush.
Dah-ling I love you but get on the casino bus.

... Cover weights
... Royal straighths

... Churn lids
... Free spins

You are my wife.
Goodbye, casino life.
Red Wing we are there!

— Written by Paul Wichert



- Breakfast & Lunches
- Homemade Baked Goods
- Wholesome Breads
- Coffee - Espresso - Ice Cream



RED WING POTTERY

Salt Glazed Pottery



14th Anniversary
Collectors Firing
Friday, July 9th
Doors open at 8 a.m.

Every Piece will be stamped with our
Limited Edition 14th Anniversary stamp.
Limited quantity of numbered pieces.



- Zinc Glazed Pottery
- Red Wing Pottery T-Shirts
- Collectors Books
- Personalize your own
piece of
Red Wing Pottery

Old West Main St., Red Wing • 651-388-3562 or 1-800-228-0174 • Open 7 days a week

Shards, sewer pipe add decorative touch to Showers yard

By Ruth Nerhaugen
rnerhaugen@republican-eagle.com

WELCH - Steve Showers is known for his digging in the pottery dumps. His wife, Phyllis, is equally productive digging in the yard of their Welch home, where many of his "dump finds" are used to decorate their 2-acre front yard.

"We use the broken shards in the flower beds," she said, conducting a tour of the expansive yard. Stoneware and sewer pipe tile can be found everywhere.

One of the most striking decorative elements is an old wooden wagon with big spoke wheels, filled with large broken pieces of Red Wing salt-glazed stoneware, but other pieces can be spotted amid the clusters of pampas grass and pansies, lupines and lilies, daisies and other colorful flowers and plants.

Steve Showers has been digging in the Red Wing Pottery dump for about 50 years, according to the Red Wing Collectors Society. Every year he comes to Convention to report on his finds.

He and his wife have found many cre-

Who: Steve Showers
What: "Experience the Dump"
Time: 12:30 and 1:30 p.m.
Date: Friday, July 9
Where: Red Wing High School

ative uses for his finds - especially the pieces with markings. Using a diamond saw blade, Steve Showers cuts out some of those pieces. In the past he filled clear glass lamp bases with them, but nowadays his wife is using them in her one-of-a-kind stepping-stones.

Sized to fit a 6-gallon crock, the stones are made of recycled rubber tires. She covers the tops with cement, and insets the pieces.

"I do orders for people," Phyllis Showers said. Popular right now are stepping stones with people's house numbers in them.

The couple dramatically increased the use of Red Wing items in their yard a few years ago when they acquired a huge collection of pieces made at the old Red Wing Sewer Pipe Co. in Clay City Industrial Park from Jeff Frost.

In one week, they moved 750 pieces -

each weighing about 25 pounds - to their yard. Most of them are bright orange-red blocks, about a foot long by 8 inches by 3 inches.

Phyllis Showers - with help from her husband - used them to create edging for raised flowerbeds, walkways and display areas that also feature vintage castoffs such as an iron bed, milk cans and wheels. She created frameworks of sewer pipe, then dumped in the dirt and planted the flowers.

"I used them all," she said. "Every one of them."

Scattered in the yard a visitor also might spot large, flat roof tiles and big sewer pipe pieces including elbows and connectors. Some of them serve as flowerpots, filled with petunias and other colorful blossoms. A few near the front porch have solar lights in them.

Near the couple's pole barn, gray shards can be found lining the wall at ground level and surrounding tree bases.

The pieces in the yard are shards that don't match up. Steve Showers' first choice is to put them back together, but that's not always possible. When it does work, the results go into one of the display cases in their home, which also is fully decorated Red Wing style.

Right now he's working to reassemble what he believes was a "shield" created for a Minnesota State Fair display. Basically, it's the side of a 20-gallon crock cut into a shield form.

"It's about 50 percent together," he said. Steve and Phyllis Showers are active mem-



Red Wing Sewer Pipe blocks line a pathway to a wagon full of shards in the Showers yard.

bers of the RWCS and also the Gopher Chapter, Iowa Chapter and Cannon Valley Red Wing Collectors Club.

Welcome Collectors!



- Breakfast served all day
- 55 plus special (not valid with other discounts)
- Summer salads
- Delicious dinners
- Rich & Real Cream Pies
- Fantastic Fruit Pies
- Scrumptious Cookies
- Mammoth Muffins



812 Withers Harbor Drive
Red Wing • 385-0783
www.perkinsredwing.com

Welcome
Collectors!
Stop and see our line
of Red Wing souvenirs
and gifts.

10% OFF
Entire
Purchase

Mention or bring in ad.
Some exclusions apply.
See store for details. Offer expires 7/12/10.



"Service with a Smile"



Steve Showers cuts medallions out of stoneware shards and Phyllis Showers sets them in stepping stones. - photos by Megan Jensen

Cleveland vase on display at Pottery Museum

By Ruth Nerhaugen
nerhaugen@republican-eagle.com

The Cleveland vase is more than a photograph in a book.

What is believed to be the vase presented to President Grover Cleveland and his wife when they traveled through Red Wing on Oct. 10, 1887, is among featured displays this summer at the Red Wing Pottery Museum, 2000 Old W. Main St.

The artware vase is decorated with an oak leaf and acorns motif. On each side is a lion's head with a ring in its mouth. Around the top it reads: "Mrs. Grover Cleveland from the employees of Red Wing Stoneware Company, Red Wing, Minnesota October 1887."

According to newspaper clippings quoted in Gary and Bonnie Tefft's "Red Wing Potters and Their Wares," the president and his wife passed through the city on a Monday afternoon en route to the Twin Cities.

A large crowd gathered as the presidential train approached.

"The train slackened its speed and soon approached the depot. No stop was made, but the train moved very slowly," the Red Wing Daily Republican reported. The president appeared on the rear platform and his wife stood in the doorway, smiling.

"As the train slowly passed the upper end of the depot platform a neat and costly case, covered with rich gold silk plush, with solid silver mountings, was placed by the side of Mrs. Cleveland. It was a present from the

employees of the Red Wing Stoneware Company to Mrs. Cleveland.

"It contained a very richly modeled vase," the paper reported. It was made of clay dug in Goodhue Township, "fashioned into a thing of beauty by the hands of a skillful Red Wing potter, burned in one of the wonderfully perfect up-draught kilns of the Red Wing Stoneware Company's works." The case also was made locally.

She later sent a letter of thanks.

The vase is on loan to the museum from collector Larry Peterson. He said Red Wing collector Dave Hallstrom acquired it for him at an auction this past winter in Wisconsin that Peterson was unable to attend.

It apparently was in the hands of a family there for 25 to 30 years, Peterson said.

"I thought it was something that really belongs in the museum," he said, pointing out that Red Wing Stoneware was the oldest of the three stoneware companies that did business in Red Wing.

Is it the original?

There are a couple of theories, Peterson said. One is that Mrs. Cleveland was "not very intrigued" by the vase and gave it away. Another is that two matching vases were made, and one was given to the president of the company.

"We have no idea," he said. "This is the only one we've ever heard of," although there are similar pieces - including a green one, also at the museum.

Peterson also called attention to two other special displays at the museum right now:

- Lunch hour pieces from the three

sewer pipe factories - John H. Rich, Red Wing and Union Sewer Pipe companies - fill a large display area. Items range from birdhouses to large planters and decorations that resemble tree trunks.

- Unmarked, hand-turned pieces made in the 1880s-90s and primarily covered with a brown Albany slip glaze are in a separate case from a smaller collection of hand-turned pieces that were stamped on the side. Peterson said a good look at them should help people understand their own unmarked pieces.

Peterson, who conducts tours of the museum, stressed the unique nature of the industry. "You have one company that started in 1877 that reinvented itself" and survived for 90 years, until the last of the original Red Wing Potteries closed in 1967.

At first the product was salt-glazed stoneware and sewer pipe, he noted. Then came white ware, kitchenware, art pottery and finally dinnerware. It changed when it had to change, while businesses that could not adapt failed.

"By looking at Red Wing you really get a reflection of the pottery industry in the United States," he said - "and a lot of it was



The unique vase presented to President and Mrs. Grover Cleveland in 1887 can be seen in the Red Wing Pottery Museum. - photo by Ruth Nerhaugen.

the best in the nation."

And, he added, "the clay industry is still going strong in Red Wing."

The museum is on the second floor of Pottery Place mall, which is open from 10 a.m. to 6 p.m. Monday through Saturday and from 11 a.m. to 5 p.m. Sundays. Admission is free. For more information, go online to www.rwcsfoundation.org.

Membership *continued from page 3*

commemoratives from 2009 and 2010. Anyone participating in the sweepstakes will receive a free RWCS trial membership.

- **Convention Membership Tent** - During the 2010 Convention, the RWCS Membership Committee will launch the membership tent at the Pottery Place brat feed. This tent will be the stop for all your Red Wing needs: membership information, trial memberships, networking and so much more.

In addition, Red Wing experts will be available to give value and history information for visitors to the tent. The committee plans that the tent will be a permanent addition to the Wednesday brat feed.

In addition, this tent will be the new home for the preregistration badge pick up. The goal of this tent is to bring RWCS membership information and the popularity of the Red Wing Pottery Road Show to

one of the convention hot spots - Pottery Place.

- **Membership Brochure** - The RWCS has been actively encouraging members to distribute membership brochures throughout the summer by passing them out at flea markets/antique shows, including them with online sales/orders, handing out at auctions and other areas they see and buy Red Wing.

Not a member? Interested in learning more about the RWCS?

Come visit our membership tent during the convention or contact the RWCS Business office at 800-977-7927 and ask for a free trial membership packet.

Are you a member and have a recruiting idea?


We need your input. Contact Bob Morawski at commemorative@redwingcollectors.org.

Falconer Vineyards Winery

Welcomes the
**Red Wing
Collectors Society**

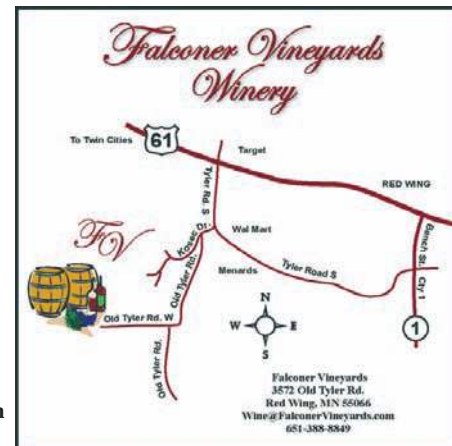
Commemorative Frontenac and
LaCrescent wine labels celebrating
Split Rock Lighthouse's
100th Anniversary

Enjoy some wine and enjoy the picturesque views of the vineyard from our new addition!



**Collectors' Week
Open Monday thru Friday
12 p.m. - 5 p.m.
Saturday 10 a.m. - 6 p.m.
Sunday 12 p.m. - 5 p.m.
651-388-8849**

**Wine tasting \$5.00 per person
Falconer Vineyards Winery
3572 Old Tyler Rd., Red Wing, MN 55066
651-388-8849 Wine@FalconerVineyards.com
www.FalconerVineyards.com**



Board Member Candidates

Dan DePasquale Candidate, RWCS President



My interest in Red Wing started when I graduated from college and purchased a 5 gallon Red Wing shoulder jug for only 50 cents. Attending auctions, I began collecting all kinds of kitchen stoneware. Clay Giants, by the late Rev. Lyndon Viel, introduced me to the variety and scope of Red Wing stoneware items. I've presented many educational seminars at the annual Convention, written numerous articles for the RWCS Newsletter and co-authored Red Wing Stoneware, Red Wing Collectibles and Red Wing Stoneware Encyclopedia. I'm also a member of the RWCS Hall of Fame.

I've been asked a number of times to consider running for president. However, because of my work load as associate superintendent of schools in Norfolk, Neb., I felt I could not give the time needed to do a good job. Although I'm still busy, I have retired and now have the time. What has motivated me to run for president is the desire to help sustain the Red Wing Collectors Society as the great organization it has developed into. As a charter member, I have a long and deep interest in the well-being of the Society and the work it does to promote Red Wing stoneware, pottery and dinnerware. As a past president of RWCS, I have a perspective that allows me to see both the big picture and the details. I hope this perspective can assist in continuing the outstanding work others have done to promote Red Wing products and the Society during this difficult economic period. I think the past presidents and boards have done an excellent job and they are to be commended for their hard work in maintaining the Society through some complicated times.

Ann Busse Tucker Candidate, RWCS Vice President



I joined RWCS in 1986 after randomly wandering into the Red Wing VoTech during the July Convention. After learning about the stoneware auction taking place there, I arrived a day early and joined the Society after meeting several RWCS members. I have stayed involved in the organization in a variety of ways ever since. Some members will remember when I first served on the Board of Directors as Secretary from 1988 to 1998. As Secretary I worked with presidents Dan DePasquale, Dennis Yaeggi and Barney Olson. I have assisted with KidsView since leaving the Board, and like so many members, I've enjoyed the annual visit to Red Wing to see people who have become my Red Wing family over the years.

In May 2009, I retired from Kishwaukee College as Dean of Arts and Science. When I was asked to run for RWCS Vice President, I did not hesitate. I realized this organization has given me so much personally as well as through

the collections I've bought and sold through the years; it was time to get involved again. I look forward to working with the Board and members of RWCS.

My previous terms on the RWCS Board were filled with growing pains as the membership and Convention grew annually. I look forward to the opportunity to continue to move RWCS forward and at the same time keep that "family" atmosphere of collectors and friends. It is not just a business of buying and selling stoneware. Our mission is to keep the legacy alive. That is why I am dedicated to the members of RWCS, the Board, its Foundation and all the future members.

Along with RWCS, I am president of the Kishwaukee Symphony Orchestra; President of Oak Crest - the DeKalb Area Retirement Center (I serve on the Board, not as a resident); and I'm a commissioner for the Sycamore Park District. I live in Sycamore, Ill. with my husband, Jim, and we run Sycamore Antiques in downtown Sycamore. In our spare time we like to golf, sail and generally hunt for Red Wing and other antiques. Thank you for your support. I will serve the membership and the organization with all the knowledge I can bring and all the love I have for RWCS.

Diana Bailey Candidate, RWCS Vice President

I joined RWCS in 1999 after a trip through Red Wing which brought me to Pottery Place, and my first exposure to Red Wing stoneware and pottery. I attended my first Convention in 2000, where I attended as many of the activities as possible.

I became RWCS Education Manager in 2004, but served only one year of my term. Professional commitments requiring a great deal of travel prevented me from continuing in that role. During my brief tenure, I had the opportunity to meet many wonderful and committed members who were willing to share their time and collecting expertise with others.

Although my position as Account Manager for my employer continues, I no longer need to spend as much time traveling. I am joining the race for candidacy for Vice President of RWCS because I am committed to the organization's efforts to expand membership and to encourage member involvement in the leadership of the RWCS, and I strongly believe RWCS members should have the opportunity to choose among candidates for Board of Director positions.

Mark Collins Incumbent, RWCS Treasurer

I have served as Treasurer since May 2005, when I was appointed to complete Jerry Schleich's term. It was humbling to even be considered for the post! I accepted and quickly learned that the financial status of the Society was in good shape, much to the credit of Jerry. I primarily collect Red Wing stoneware and Cahoy Pottery (a South Dakota product) and



prints by South Dakota artist Oscar Howe. What I enjoy most about collecting is the thrill of the hunt and learning what I can about each piece.

A native South Dakotan, I currently reside in Omaha and am an attorney with the Nebraska Department of Justice, where I serve as the Director of the Nebraska Medicaid Fraud and Patient Abuse Unit. I also serve on the board of directors and the executive committee of the Nebraska AIDS Project, a social service agency working with people with HIV and AIDS. My former board service includes 11 years as a vice president and board member of the Sioux Council Boy Scouts of America and two years as a board member of Volunteers of America/Dakotas, a large social service organization. Professionally, I serve as the President of the National Association of Medicaid Fraud Control Units, an organization made up of state health care fraud and patient abuse units throughout the country.

RWCS continues to face a tough challenge with respect to our membership numbers. Thus it is important that our finances likewise be carefully monitored. Over the past four years we have implemented a thorough review process for our financial and investment positions to ensure the ongoing fiscal strength of the organization. We go through a rigorous budget process every year. We also constantly review our financial status to ensure that we live within our means. Through good fiscal management, we have been able to cut costs while not adversely affecting the programs that the RWCS supports. I have enjoyed my time as the RWCS Treasurer and would appreciate the chance to continue serving in this capacity.

Russa Robinson Incumbent, Representative at Large

My name is Russa Robinson and to tell you a little about myself, I am a wife, mother, grandmother, teacher and an avid Red Wing collector of everything. My husband, Mike, and I have raised three children on our family farm in Stockton, Calif.

Red Wing is a big part of our lives. We have been members of the RWCS since 1982, when we brought our young family out to the beautiful city of Red Wing for our first Convention. We have not missed a Convention since. Mike and I started volunteering with the KidsView program at its inception and we believe that getting the kids involved is a wonderful way to keep our organization healthy and growing. In 1987, we helped charter the California chapter, and now spend the year traveling the state to attend our quarterly meetings. Our California chapter is very active and it is wonderful to see a group of people come together from different parts of our state just because we are addicted to Red Wing.



State chapters are an important part of the RWCS, as they are vital to the growth of our society. The chapter meetings are a fun time for the membership to get together to share a love of collecting and the history of American pottery. Many of our members have been introduced to RWCS through a chapter meeting, and continue to invite others to join them there.

As a Representative at Large for the past four years, one of my main goals has been to "help RWCS help you" - the membership. Some chapters have been meeting for a long time. Others are just forming, and could use the help of the RWCS to get up and running. Each chapter has its specific needs, and could benefit from the resources of the RWCS. I would be proud to continue to be part of that process. I am committed to the RWCS, and care deeply about the issues that are facing our society and its future.

RWCS is not just about collecting. A new piece is always fun to acquire, but the real excitement comes from seeing all of the friends we have made over the years, and making new ones. As your Representative at Large, I am committed to sharing that excitement with others.

Jerry Erdmann Incumbent, Representative at Large

My wife, June, and I live near Tigerton, a small rural Wisconsin town. We have always loved antiques and have collected for more than 40 years. We became members of the Red Wing Collectors Society in 1989 and we've attended every summer Convention since then. We also attend the MidWinter GetTogethers.

I have served as a Representative at Large for the past 12 years and it's been an honor to serve the members of this organization. Each Red Wing Convention brings anticipation and excitement of visiting with dear friends, meeting new collectors and of course, finding that "certain treasure" for our collection. As your representative, I welcome telephone calls and e-mails regarding the organization of state chapters and other RWCS concerns.

John Sagat Candidate, RWCS Secretary

Although I have had contact with Red Wing dinnerware since the 1950s (my parents received a set of Orleans as an engagement gift from my grandparents), I didn't start collecting until the early 1980s. When I set up my first apartment in my college years, my mother gave me the Orleans sugar bowl, one of the few remaining pieces of her set. After my wife, Marilee, and I got married in 1982, we decided to find more of the pieces to use as everyday dishes. However,



2010 Convention button resembles salt-glazed pottery



This year's convention button is clay with a cobalt butterfly. Two special buttons also were made to be auctioned.

For only the second time in the 34 years of Red Wing Collectors Society conventions, the Annual Convention button is made from clay.

Trails West Chapter from Kansas-Missouri produced this year's button.

The chapter volunteered at the Mid-Winter Get-Together in Des Moines last year to be in charge of the 2010 button.

Soon after that, Chapter member Nancy Lambert contacted stoneware companies and potters to find someone who could produce the button from her design idea - a salt-glazed piece with a cobalt butterfly.

She wanted the dates of the Convention to appear as though they were stamped into the clay, replicating the sidestamp or back-stamp of salt-glazed stoneware.

The Trails West Button Committee, consisting of Dennis and Jeanne Weber of St. Joseph, Mo., and Wayne and Nancy Lambert of Baldwin City, Kan., chose Maple City Pottery of Monmouth, Ill., to make the buttons.

Bob Downs, owner of Maple City Pottery, sent many samples for review before the actual size and weight of the buttons was chosen, Nancy Lambert said.

"Care was given so that they were not too heavy and that the color would represent salt-glazed stoneware as close as possible," she said.

The process was tedious for Maple City, Lambert noted.

"Each of the 1,200 buttons produced was handled at least four times during production. The clay was rolled out on a slab and brass stamps cut the circles and pressed the letters into the outer edge.

"The buttons then went to Melissa Giles, who hand-decorated each one with a cobalt butterfly," Lambert said. Giles later brushed them with cobalt blue to accentuate

the letters in the clay and make them more readable.

Next, Lambert said, the buttons were carefully placed in the kiln for firing, then were inspected and packaged after they had cooled.

The next task was putting a pin on the back so society members can wear the buttons.

"All of the officers from Trails West Chapter met on April 17 and hot-glued pins to the back of all of the buttons in less than four hours, thanks to a well-planned assembly line," she said.

The buttons will be sold starting Thursday morning of Convention week at Red Wing High School. Cost is \$4, with a portion of each sale going to Kids View.

In addition to the regular Convention buttons, Lambert said, the group decided to also produce some special buttons to help generate additional revenue for Kids View and the museum fund, as well as other projects.

During the Thursday night members auction, two buttons will be sold on bids - one with a lily design, which will benefit Kids View, and one with a bird design, which will help the museum fund.



The only other clay button was made in 1999.

Candidates *continued from page 6*

John Sagat continued.

there wasn't much Orleans to be found way back then. In the course of our searching, we stumbled upon the RWCS and joined in 1986. Like many others, we became actively involved in no time. And although there are Red Wing crocks and art pottery pieces around the house and cabin, we have remained surprisingly focused on collecting Provincial dinnerware.

Regarding my involvement with RWCS, I served as Gopher Chapter Vice President from 1988 to 1990 and President from 1990-1996. In 1990, Marilee and I presented a seminar at the RWCS Convention on "Researching Dinnerware" based on our visits to the Minnesota Historical Society. That same year, we also entered a display which won "Best of Show" in the dinnerware category. In 2003, I participated as a member of the Vision 2010 Committee. More recently, I joined forces with the real dinnerware experts, Terry Moe and Larry Roschen, to present seminars at the 2005 and 2006 RWCS Conventions.

Now I feel it is time for me to contribute something more to an organization through which many friendships and fond memories have been formed. With that thought, I have decided to be a candidate for the position of Secretary on the RWCS Board. I look forward to the opportunity to serve the RWCS in this position and hope I have the membership's support to do so. Thank you.

Steve Brown
Incumbent, RWCS Historian

The Red Wing Collectors Society continues to be an important part of my life. I grew up in Red Wing and currently live in Manitowoc, Wis. with my wife, Barb.

My collecting interests are quite varied. I collect all types of Red Wing, including stoneware, art pottery, dinnerware and memorabilia. As most RWCS members know, my passion is for the Red Wing "oddities" that surface from time to time and researching the history of Red Wing products. I also enjoy collecting non-Red Wing items produced by designers that had collaborative relationships with the Red Wing Pottery, like Charles Murphy artwork and Ernest Sohn items.

RWCS continues to enjoy the most educated membership of its collectible. It has been an honor to serve as your historian for the past 12 years and I wish to continue serving in this role. I look forward to continuing the exploration, interpretation and communication of recent Red Wing documentation. I plan on continuing to support research to understand our collectible and provide assistance to the RWCS membership whenever possible.



Red Wing Pottery Museum

Learn the history of the
Red Wing clay industries

FREE admission



Located on 2nd floor
Pottery Place Center
rwcsfoundation.org

Over 12,000 items on display
Open Daily

Thank you to our many RWCS volunteers who make the Convention successful every year:



First Name	City, State	Department	# of years	First Name	City, State	Department	# of years
Nancy Houghton	Red Wing, MN	Auction	27	Barb Williams	Alexandria, MN	KidsView	9
Richard Houghton	Red Wing, MN	Auction	27	Joleen McKoon	Moline, IL	KidsView	9
Todd Houghton	Red Wing, MN	Auction	23	Sherie Rehm	Waterloo, WI	KidsView	9
Al Kohlman	Madison, WI	Auction	21	Aarika Floyd	Yorkville, IL	KidsView	8
Jolene McKoon	Moline, IL	Auction	9	Kate Koester	Bloomington, MN	KidsView	8
Bonnie Myers	Winonia, MN	Auction	7	Jim Tucker	Sycamore, IL	KidsView	8
Nick Marson	Winonia, MN	Auction	7	Megan Hoerman	Wauconda, IL	KidsView	6
Luke Wegner	Red Wing, MN	Auction	5	Michelle Heiberger	Dell Rapids, SD	KidsView	4
Bruce Selfridge	Healdsburg, CA	Auction	4	Amber Orcut	Mazepa, MN	KidsView	4
Dennis Caylor	Genoa, IL	Auction	4	Ariel Orcutt	Mazepa, MN	KidsView	4
Syl Casperson	Sioux Falls, SD	Auction	3	Leslie Zamzow	Superior, WI	KidsView	4
Todd Avery	Red Wing, MN	Auction	3	Sharon Harned	Park City, UT	KidsView	3
Chuck French	Chatfield, MN	Auction	2	Jonathon Calliccoat	Seneca, MO	KidsView	3
Heidi Hahlen	Middleton, WI	Auction	2	Mitchell Harned	Park City, UT	KidsView	2
Nora Avery	Red Wing, MN	Auction	2	Ari William	Rio, WI	KidsView	2
Jessica Anderson	Red Wing, MN	Auction	2	Sierra Kohlman	Waukegan, WI	KidsView	2
Sara Falls	Burnsville, MN	Auction	2	Alex Johnson	Delano, MN	KidsView	2
Adam Avery	Egan, MN	Auction	2	Gina Stillwell	St. Cloud, MN	KidsView	2
Jacob Becker	Hagar City, WI	Auction	2	Maren Koester	Bloomington, MN	KidsView	2
Mike Becker	Hagar City, WI	Auction	2	Chuck Hanson	Rochester, MN	Pre Registration	23
Gary Richardson	Elbert, CO	Auction	1	Donna Hanson	Rochester, MN	Pre Registration	23
John Dougherty	Zumbro Falls, MN	Auction	1	Mark Anway	Red Wing, MN	Pre Registration	21
Maxine Paxton	Waterloo, WI	Auction	1	Karen Key	Red Wing, MN	Pre Registration	17
Bill Paxton	Waterloo, WI	Auction	1	Jim Key	Red Wing, MN	Pre Registration	17
Robert Ustaszewski	Marquette, WI	Auction	1	Barb Wilson	Hammond, IN	Pre Registration	12
Paul Wichert	Waukesha, WI	Commemorative	22	Crystal O'Sullivan	Superior, WI	Pre Registration	11
Wally Armstrong	Monroe, WA	Commemorative	22	John O'Sullivan	Superior, WI	Pre Registration	11
Darrel Morrissey	Moose Lake, MN	Commemorative	22	Diane Quist	Oseola, WI	Pre Registration	11
Joanne Morrissey	Moose Lake, MN	Commemorative	22	Pat Enz	Red Wing, MN	Pre Registration	9
Janice Broshous	Stockton, IL	Commemorative	21	Kim Key	Red Wing, MN	Pre Registration	9
Larry Roschen	Coon Rapids MN	Commemorative	20	Dennis Stoekman	Olivia, MN	Pre Registration	8
Kathy Roschen	Coon Rapids MN	Commemorative	20	Karen Stoekman	Olivia, MN	Pre Registration	8
Deanna Juergens	Bloomington, MN	Commemorative	18	John Ingwersen	Indianapolis, IN	Pre Registration	8
Jay Juergens	Bloomington, MN	Commemorative	18	Sue Ingwersen	Indianapolis, IN	Pre Registration	8
Tom Dvorscek	Prior Lake, MN	Commemorative	18	Marian Fitschen	Red Wing, MN	Pre Registration	8
Linda Krueger	Glencoe, MN	Commemorative	18	Joyce Sutherland	Red Wing, MN	Pre Registration	7
Darlene Tomhave	Red Wing, MN	Commemorative	18	Jim Sutherland	Red Wing, MN	Pre Registration	7
Jack Tomhave	Red Wing, MN	Commemorative	18	Sandy Bohnenblust	Mankato, MN	Pre Registration	6
Eleanor Roschen-Strout	Lake City, MN	Commemorative	18	Steve Bohnenblust	Mankato, MN	Pre Registration	6
Janice Nelson	Red Wing, MN	Commemorative	18	Margaret Ek Dahl	Red Wing, MN	Pre Registration	3
Mary Plant	Fridley, MN	Commemorative	18	Ralph Ryan	Red Wing, MN	Pre Registration	3
Frank Plant	Fridley, MN	Commemorative	18	Sue Ingwersen	Indianapolis, IN	Registration	8
Jane Wolfram	Rushford, MN	Commemorative	18	Leona Scherer	Schroeder, MN	Registration	4
Mary Wolfram	Red Wing, MN	Commemorative	17	Barb Fisher	Lincoln, NE	Registration	4
Gordon Trelstad	Red Wing, MN	Commemorative	16	Connie Kolberg	Cannon Falls, MN	Registration	3
Ronald Broshous	Stockton, IL	Commemorative	15	Denise Salm	Iowa City, IA	Registration	3
Brenda Ehlers	Red Wing, MN	Commemorative	14	Scott Woltering	Champlin, MN	Registration	3
John Tremble	Hudson, WI	Commemorative	12	Nekoosa, WI	Nekoosa, WI	Registration	1
Bonnie Myers	Winonia, MN	Commemorative	8	Barb Pavloski	Waukesha, WI	Registration	1
Nick Marson	Winonia, MN	Commemorative	8	Bobbie Werning	Waukesha, WI	Registration	1
Diana Bailey	Cederburg, WI	Commemorative	8	Pete May	Greeneville, TN	Show & Sale	12
Ginger Garry	Woodbury, MN	Commemorative	7	Cindy May	Greeneville, TN	Show & Sale	12
Syl Casperson	Sioux Falls, SD	Commemorative	6	Dave Hallstrom	Red Wing, MN	Show & Sale	12
Bob Morawski	New Berlin, WI	Commemorative	5	Jeff Tagliapietra	Madison, WI	Show & Sale	12
Jan Wichert	Waukesha, WI	Commemorative	5	Jerry Erdmann	Tigerton, WI	Show & Sale	12
Tom Scherer	Schroeder, MN	Commemorative	3	June Erdmann	Tigerton, WI	Show & Sale	12
Dick Werning	Waukesha, WI	Commemorative	1	Kay Salisbury	Melvern, KS	Show & Sale	12
Gary Grabau	Lynd, MN	Commemorative	1	Larry Salisbury	Melvern, KS	Show & Sale	12
Glenn Beall	Logan, IA	Display	9	Lynn Huppert	Red Wing, MN	Show & Sale	12
Laura Beall	Logan, IA	Display	9	Jeff Huppert	Red Wing, MN	Show & Sale	12
Julie Beall	Logan, IA	Display	9	Barb Gernentz	Red Wing, MN	Show & Sale	12
Catherine Beall	Logan, IA	Display	8	Ron Gernentz	Red Wing, MN	Show & Sale	12
Ruth Beall	Sioux City, IA	Display	7	Mark Russell	Melvern, KS	Show & Sale	10
Harley Beall	Sioux City, IA	Display	6	Linda Russell	Melvern, KS	Show & Sale	10
Phyllis Showers	Welsh, MN	Education	33	Dennis Hostetler	Wakefield, KS	Show & Sale	8
Steve Showers	Welsh, MN	Education	33	Dixie Hostetler	Wakefield, KS	Show & Sale	8
Dennis Nygaard	Hastings, MN	Education	25	Gary Wisbar	Stillwater, MN	Show & Sale	7
Paul Wichert	Waukesha, WI	Education	22	Mary Wisbar	Stillwater, MN	Show & Sale	7
Linda Krueger	Glencoe, MN	Education	18	Fred Fitchsen	Red Wing, MN	Show & Sale	4
Larry Roschen	Coon Rapids, MN	Education	12	Gloria Fitschen	Red Wing, MN	Show & Sale	4
Terry Moe	Cedar Rapids, IA	Education	11	Dan Barry	Red Wing, MN	Office Support	4
Austin Fjerestad	Hopkins, MN	Education	7	Connie Kolberg	Cannon Falls, MN	Office Support	3
Larry Birks	Harrisonville, MO	Education	4	Char Ackerman	Midland, MI	Office Support	2
Catherine Beall	Logan, IA	Education	3	Keith Klindworth	Red Wing, MN	Office Support	2
Russ Johnson	Delano, MN	KidsView	16	Debra Gullickson	Red Wing, MN	Office Support	2
Sue Jones-Tagliapietra	Madison, WI	KidsView	14	Ralph Ryan	Red Wing, MN	Office Support	2
Wendy Calliccoat	Seneca, MO	KidsView	14	Wayne Miller	Red Wing, MN	Office Support	1
Jeff Tagliapietra	Madison, WI	KidsView	12	Jean Miller	Red Wing, MN	Office Support	1
Kay Salisbury	Melvern, KS	KidsView	12	Carol Schaffer	Cannon Falls, MN	Office Support	1
Sue Johnson	Delano, MN	KidsView	11	Tammy Doubet	Eureka, IL	Office Support	1
Vivien Perry	Lees Summit, MO	KidsView	11	Jim Key	Red Wing, MN	Office Support	1
Brenda Schwab	Web City, MO	KidsView	11	Karen Key	Red Wing, MN	Office Support	1
Barb Brown	Manitowoc, WI	KidsView	10	Bruce Kolberg	Cannon Falls, MN	Office Support	1
Steve Brown	Manitowoc, WI	KidsView	10	Paul Wichert	Waukesha, WI	Office Support	1
Beth Zamzow	Superior, WI	KidsView	9	David Nelson	Stoughton, WI	Picnic	3
Dick Houghton	Red Wing, MN	KidsView	9	Heidi Hahlen	Middleton, WI	Picnic	2
Heather Robinson-Tanaka	Stockton, CA	KidsView	9	Brent Nottingham	Onalaska, WI	Picnic	1
Mike Robinson	Stockton, CA	KidsView	9	Linda Nottingham	Onalaska, WI	Picnic	1
Russa Robinson	Stockton, CA	KidsView	9	Anne Nelson	Stoughton, WI	Picnic	1
Ann Busse Tucker	Sycamore, IL	KidsView	9	Bruce Nett	Stoughton, WI	Picnic	1
				Joyce Nett	Stoughton, WI	Picnic	1
				Judy Richardson	Eau Claire, WI	Picnic	1

Thank you to the Red Wing businesses for your sponsorships and donations

Crock Hunt Sponsors

Associated Bank	Pete's Kitchen Corner
Falconer Vineyard	Bed & Bath Treasurers
Goodhue County Historical Society	Randy's Restaurant
Inspired Home & Flower Studio	Red Wing Golf Club
Liberty's Restaurant and Lounge	Red Wing Pottery
Life's Little Oasis	Red Wing Stoneware
Maries Casual Dining	Red Wing Trolley Company
Moments On Main	St. James Hotel
Perkins Restaurant & Bakery	Subhouse

Red Wing Business Supporters

St. James Merchants Association	Nichols Inn
First State Bank Red Wing	White Rock Bank
Roadway Inn	Christian Book Store
Treasure Island	Hay Creek Valley Campground
Resort & Casino	Vogel & Gorman PLC
AmericInn	Red Wing Shoe Co.
Kwik Trip	

Door Prizes

Al's Antiques	McDonald's of Red Wing
Best Western	Memory Maker Antiques
Rivertown Inn and Suites	Norton's Downtown
Bev's Café	Pottery Place Antiques
Brickhouse Bar and Grill	Provenzano's Ristorante
Claydon's Hallmark	Red Wing Confectionary
Corner Medical	Red Wing Corner Drug
Countryside Antiques	Refined Skin Medi-Spa
Culvers	Retro Specs
Cut Above Home	Rusty's River Rides
Dairy Queen	Salvation Army
Liquor King	Sturdiwheat
Ferrin Furniture Co.	Third Floor Antiques
Hallstrom's Florist	Uffda Shop
Hanish Bakery	Wells Fargo
Hill Street Antiques	West End Liquor
Josephson's Clothing	Wiederholt's Supper Club
King Neptune Car Wash	Red Wing Visitors and Convention Bureau
Larry Veeder	
Larry's Jugs	

2009 Convention Attendance 1,639 Red Wing Collectors By State:

Arkansas-3	Kansas-26	Pennsylvania-4
Arizona-8	Maryland-1	South Dakota-41
California-25	Michigan-19	Tennessee-4
Colorado-10	Minnesota-867	Texas-7
Connecticut-4	Missouri-23	Utah-2
Florida-6	Montana-4	Washington-10
Iowa-134	North Dakota-20	Wisconsin-311
Idaho-4	Nebraska-26	Manitoba, Canada-2
Illinois-57	Ohio-5	
Indiana-13	Oklahoma-3	

2010 Convention Schedule Red Wing High School, Red Wing, MN

TIME	ACTIVITY	LOCATION
Wednesday, July 7		
7:00 – 12:00	Board of Directors Meeting	L 100
11:00 – 3:00	Brat Feed (badge pick up for pre-registered attendees)	Pottery Place Mall Sponsored by Pottery Place Mall Gymnasium
12:00 – 3:00	Auction Check-In, Catalogs for Sale	
Thursday, July 8		
8:00 – 4:00	Courtyard Café Open	Courtyard Café
8:00 – 4:00	Set up the Display and Rare Items	J 100 Pod
8:00 – 6:30	Registration Opens	Courtyard Café
8:00 – 10:00	Chapter Presidents Meeting	L 100
8:00 – 4:00	Ephraim Pottery Demonstration	Courtyard Café
8:00 – 10:00	Commemorative Distribution	H Pod
8:00 – 11:00	Auction Check-In	Gymnasium
8:00 - ???	Distribution of Bid Numbers; Auction Catalogs for Sale	Gymnasium
9:00 – 3:30	Sale of Educational Material	Courtyard Café
9:00 - 10:00	Orientation for First Timers	Choir Room C-100
10:30 – 12:00	Welcome Session	Auditorium
	Keynote Address: Jerry Mewhorter Former Plant Manager at Red Wing Potteries	
11:00 – 12:30	Bus Tour Registration (at Information Table)	Courtyard Café
12:15 – 1:00	Kids View Auction Check-In	Auditorium
12:15 – 4:15	Auction Preview	Gymnasium
12:30 – 3:00	Historical Red Wing Bus Tour	Departs>Returns High School Doors by Auditorium
1:00 – 2:00	Chapter Meetings	J200 Rooms (see schedule)
1:00 – 3:30	Kids View Seminar & Auction	Art Room/Auditorium
1:00 – 4:00	Commemorative Distribution	H 100 Pod
4:30 – ????	Auction	Gymnasium
5:30 p.m. – 8:00	View Displays	J 100 Pod
Friday, July 9		
8:00 – 3:20	Registration Opens	Courtyard Café
8:00 – 1:30	Courtyard Café Open	Courtyard Café
9:00 – 10:50	Commemorative Distribution	H 100 Pod
8:30 – 3:20	Displays Open	
9:00 – 3:20	Sale of Educational Materials	
9:00 – 10:00	Orientation for First Timers	
9:00 – 10:00	HAUL IN Show and Sale/Souvenir Items	
10:00 – 10:50	Adult Educational Seminars	
10:00 – 10:50	Kids View Seminars	
11:00 – 11:50	Adult Educational Seminars	
11:00 – 2:20	KidsView Seminars	
8:00 – 3:30	Ephraim Pottery Demonstration	
12:30 – 1:20	Adult Educational Seminars	
1:30 – 2:20	Adult Educational Seminars	
1:30 – 3:00	Commemorative Distribution	
2:30 – 3:20	HAUL IN Show and Sale/Souvenir Items	
3:30 – 5:30	Annual Business Meeting	
6:30 p.m. – 8:00	Picnic (serving until 7:30 p.m.) (Located in the center of Colvill Park near the new playground)	
Saturday, July 10		
8:00 – 9:00	HAUL IN Show and Sale	Gymnasium
8:00 – 10:30	Registration Opens	Courtyard Café
8:00 – 10:30	Commemorative Distribution	H 100 Pod
8:00 – 11:00	Kids View Plate Pick Up	Courtyard Café
8:00 – 11:00	Auction Prices-Realized Catalogs for Sale	Courtyard Café/Gym
8:00 – 1:30	Display: Open to the Public	J 100 Pod
9:00 – 10:30	Show and Sale Open to Registered Members ONLY	Gymnasium
10:30 – 1:30	Show and Sale Open to Public	Gymnasium
9:30 – 1:00	Commemorative Lottery (while supplies last)	H 100 Pod
1:30 – 3:00	Show and Sale Removal	Gymnasium
1:30 – 3:00	Display Removal	J 100 Pod
5:30 p.m. – 6:30	So Long Mixer	St. James Hotel Jimmy's Pub
6:30 p.m.	Banquet Dinner	St. James Hotel, Summit Room

BUY 1 SHIRT

2ND SHIRT 50% OFF*

*EQUAL OR LESSER VALUE

JOSEPHSON'S
ESTABLISHED 1878

215 Bush Street, Red Wing, MN
651-388-4261

Store Hours: Mon.-Sat. 9-5, Thurs. 'til 9 PM

Marie's
RESTAURANT & LOUNGE

Voted Best Buffet in the Area

OPEN TUESDAY-SATURDAY
Specials Served 5-9 PM

TUESDAY
5 oz. Sirloin & 4 Jumbo Shrimp.....\$7.99
Chicken...*ALL YOU CAN EAT*.....\$9.95

WEDNESDAY
Spaghetti...*ALL YOU CAN EAT*.....\$9.95

THURSDAY
Sirloin, 8 oz.....\$10.95
Liver & Onions.....\$5.95

FRIDAY Fish Fry
SATURDAY Prime Rib Buffet

SENIOR MENU
Served Tues.-Thurs. 4-7 p.m.
All Choices.....\$5.75

651-388-1896
Elevator accessible

Memory Maker Antiques

Come and see our fine collection of antiques of all kinds housed in our new 12,000 sq. ft. building. We have many restored pieces of furniture ready for your home or office.

- Primitive, Turn of the Century, & Victorian Furniture
- Red Wing Pottery • Jewelry, Clothing & Hats
- Glassware & Kitchen Items • Music, Magazines & Books
- Lighting & Art • Tools, Hunting & Fishing Items
- Other Unique Antique Items

Formerly in Red Wing
350 22nd Street • Zumbrota • 651-732-5321
Open Daily 10 am-5 pm • Sunday 12-5 pm

One of the finest antique stores in southern Minnesota

43 miles from Twin Cities, 23 miles from Red Wing, 23 miles from Rochester.

EDUCATION DAY - Friday, July 9th

Keynote: Jerry Mewhorter
Former Plant Superintendent
Red Wing Potteries
Thursday: July 8, 10:30 a.m.

Jerry Mewhorter will discuss his personal experience working at the Red Wing Potteries from July 1956 until its close in 1967. He will focus on his experience as a kiln setter, managing dinnerware and mold production as Plant Superintendent, and his role on the Negotiating Committee during the strike. His first hand knowledge is sure to be a very informative presentation you don't want to miss.

Jerry Mewhorter is a Red Wing Native and graduate of Red Wing Central High School. Jerry's father was a mold maker at the potters in the 1940s. Jerry worked at the Red Wing Potteries from 1956 to 1967. His first position was a kiln setter while earning his Industrial Engineering degree from the University of Minnesota. Shortly after graduating he became Plant Engineer and he focused on improving efficiencies by analyzing the production process especially dinnerware design painting and mold filling. In addition, his duties included time studies to establish production standards and incentive guidelines. In 1963, Jerry became the Plant Superintendent and continued working there until the close of the Potteries in 1967. Jerry was intimately involved in the Negotiating Committee during the strike. Jerry lives in Red Wing with his wife Louise.

2010 Commemorative Production

Bob Downs, Maple City Pottery

Session: 3: 12:30 p.m. to 1:20 p.m.
 Session: 4: 1:30 p.m. to 2:20 p.m.

Bob Downs from Maple City Pottery will discuss the complete production of the 2010 RWCS Convention Commemorative. His presentation will include showing the molds, greenware and photos of the commemorative production. He has experience in every aspect of the pottery process and is looking forward to your questions. Come and learn the details about how the Commemorative goes from a mold to your piece!

Bob Downs founded Maple City Pottery in 1987. The pottery is located in Monmouth, IL. Bob and his artisans learned their trade, perfected their art, from some of the county's recognized potteries and, by his own admission, through pure trial and error. "My elements have always been fire, water, earth, and air."

Stoneware Fakes

Larry Birks

Session: 1 10:00 a.m. to 10:50 a.m.
 Session: 2 11:00 a.m. to 11:50 a.m.

Modern technology has given unscrupulous individuals the tools needed to "fake" advertising on old pieces of stoneware. The quality of some of the forgeries that have been found has fooled even the most competent collectors. This seminar is devoted to showing you pictures and samples of faked stoneware and how to identify the forgeries. Paper label forgeries and total stoneware fakes being manufactured by potteries both domestic and foreign will also be covered.

Larry has been actively collecting stoneware since the mid 1980's. A passion for collecting advertising beater jars and butter crocks soon led him to RWCS and his current collection of salt glaze churns, jugs, and crocks. He is currently the President of the Trails West Chapter of RWCS.

Stoneware and Non-Decorated Watt Ware

Phillip Meyer

Session: 1 10:00 a.m. to 10:50 a.m.

Decorated Ware of Watt Ware

Phillip Meyer

Session: 2 11:00 a.m. to 11:50 a.m.

Session 1: This Session will cover the early years of Watt Pottery production of stoneware and non-decorated wares from 1922 to 1947.

Session 2: Will cover the decorated lines of Watt Pottery from 1947-1965.

Both sessions will include a brief history and the ending of Watt Pottery.

Phillip Meyer has been collecting Watt Pottery since 1998 and was elected president of Watt Collectors Association. Meyer has over 630 Watt pieces in his collection.

Fermenting Dill Pickles and Sauerkraut

Diane Roupe

Session: 1 10:00 a.m. to 10:50 a.m.

Come and learn about the first uses of Red Wing Crock-fermenting! Diane Roupe, author of "The Blue Ribbon Country Cookbook" and Iowa State Fair food judge, will present the proper and safe method of making fermented dill pickles and sauerkraut in a Red Wing crock and then safely canning these products following the latest USDA Guidelines. She will share her tips, suggestions, and all the details you need to start your first batch of pickles or kraut this fall. Don't miss this opportunity!

Current Safe Canning Procedures

Speaker Diane Roupe

Session: 3 12:30 p.m. to 1:20 p.m.

Here is your chance to learn how to extend the life of your garden or farmers market purchases in to the winter - just like grandma - Canning. Diane Roupe, author of "The Blue Ribbon Country Cookbook" and Iowa State Fair food judge, will present the how-to's of safe canning following the latest USDA Guidelines. Bring your canning questions. For

both new and experienced canners! Come and learn how to enjoy your summer veggies all year round!

Diane Roupe is a Des Moines, Iowa native with a degree from the Northwestern University School of Music. Prior to devoting full time to her lifelong interest in food and cooking, she served as Executive Director of the National Rehabilitation Association in Washington, D.C. and Vice President for Public Affairs of Blue Cross and Blue Shield of Greater New York. She taught at New York University in the Food and Hotel Management program.

Ms. Roupe is the author of "The Blue Ribbon Country Cookbook," first published in 1998 and hailed as one of the most comprehensive American cookbooks of our time. She is the winner of numerous ribbons for her food entries at the Iowa State Fair, including the blue ribbon for canned Sauerkraut, which she fermented in her 5-gallon Red Wing crock. Now serving as a respected judge at the Iowa State Fair as well as other important food competitions, she is a certified judge of the Kansas City Barbeque Society.

North Dakota Pottery Road Show

Bill and Linda Bakken

Session: 3 12:30 p.m. to 1:20 p.m.

Pottery produced in North Dakota from its beginnings at the University of North Dakota about 1910 until about 1960 has become very collectable. Potteries like UND, Dakota, Messer, WPA and Rosemeade produced large numbers of beautiful vases, figurines and salt and pepper sets. We will describe the history of North Dakota potteries through the 1960's, introduce some of the people involved in production, and show some of the products they produced.

Rosemeade Pottery

Session: 4 1:30 p.m. to 2:20 p.m.

Rosemeade pottery has become a popular collectible today because its creator, Laura Taylor Hughes, chose subjects which continually fascinate people—animals, birds, fish—and modeled authentic characterizations of their living counterparts. These innovative designs were then accurately

hand painted in nature's vivid coloring. Rosemeade was produced in Wahpeton, ND, between 1940 and 1961. This session will explore the wide variety of Rosemeade pieces.

Bill Bakken: After retirement from IBM, Bill attended Minnesota State University Mankato and received an MA in History in 1996. He taught a wide selection of history courses at Rochester Community and Technical College as a part-time instructor from 1996 until retirement in 2008. His interests include collection of North Dakota Pottery, reading science fiction, adventure, and Biblical History, and snorkeling and underwater photography. Bill is a North Dakota Pottery Collectors Society Board Member.

Linda Bakken: Linda retired from Mayo Clinic in 2002. She has taught a variety of community education courses. Her interests include reading mysteries and science fiction, sewing for her grandchildren, making doll clothes, snorkeling, and photography. She has collected North Dakota pottery for over 30 years and is presently the web master for the North Dakota Collectors Society web site. She and Bill have done extensive research on Rosemeade pottery and have made a number of presentations to share their findings.

Dinnerware Paper Products & Advertising

Terry Moe and Larry Roschen

Session: 1 10:00 a.m. to 10:50 a.m.

Session: 2 11:00 a.m. to 11:50 a.m.

Larry Roschen and Terry Moe are presenting a seminar that will provide insights into Red Wing Dinnerware paper items. Red Wing Dinnerware paper items included; product brochures, price lists, magazine ads, trade journal articles and ads, internal company documents, letters to customers, photographs, production drawings, and other items. We have far too many to show them all during this seminar, but attendees will see a representative sample of each category. Many of the items including some from the RWCS Foundation will be shown to the general audience of dinnerware collectors for the first time. Actual items will be available for viewing. We will also be available after the seminar to answer dinnerware questions. If you have any dinnerware paper items to share, please bring them to the seminar.

Kids View – Back to the Basics July 8 & 9, 2010

Thursday, July 8th			Friday, July 9th	
Time	Group 1 & 2**	Group 3**	Time	All Participants
1:00 to 1:45	Make Your Own Stoneware As in the beginning of Kids View history, Mike Robinson will assist kids as they stamp and glaze a specially designed version of miniature stoneware. (the piece will be fired and picked up on Friday) Art Room*	Auction Basics 101 Children will review the finer points of auction viewing and bidding. Help build an auction checklist for future bidders. Use your personal knowledge of Red Wing and auction process to win a special piece of pottery. Auditorium*	10:00 to 10:50	Hand Painting Basics Most Red Wing dinnerware is hand painted. This session enters the 11th year of learning all about hand painting real Red Wing dinnerware. Take the opportunity to begin or complete a place setting of your favorite designed pattern. We will have a contest to see which Red Wing pattern is the most popular. Art Room I
2:00 to 2:35 ***	Auction viewing and selection The donated pieces for group 1 auction are available to inspect and offer a bid for top 3 choices. Auction rules are reviewed and auction begins. Auditorium	Make Your Own Stoneware As in the beginning Mike Robinson will assist kids as they stamp and glaze a specially designed version of miniature stoneware. (the piece will be fired and picked up on Friday) Art Room	11:00 to 2:20 ***	Where Did It Begin? How fun it will be to time travel back to the 1800's and experience life in the pottery. You will have a ball at taking on the tasks of a pottery worker. Put together the puzzle to identify what the pottery pieces were used for. We are so lucky to have our own special expert to guide us through the many types of salt glazed pieces so come prepared with all of your questions. She will know the answers! Since salt glazed pieces were the first pottery made. Kevin and Paul from Ephraim Pottery will assist us in making our own salt glazed piece. Do you think it was hard to get those pretty blue designs on the front of a crock? Let's try it and see. Some children will also have a chance to work on the potter's wheels. *Lunch and a break are provided. Art Room
3:00 to 3:30 ***	Silent auction continued Younger children are encouraged to watch the auction and see how the bidding process works. Auditorium	Kids View Bidding Auction Begins Dick Houghton will conduct the kids auction. A sealed envelope gives \$ to bid to secure your favorite piece. It's time to practice all that you have learned and a chance at winning a special piece. Auditorium	*All children meet in the Art Room. **Children will be divided into groups based on age. ***Starting times may vary. PARENTS: Your child will be expected to stay in the Art Room or Auditorium for the duration of the activity UNLESS you have given express permission that your child may leave independently.	

EDUCATION DAY - Friday, July 9th

Larry Roschen and his wife Kathy have collected Red Wing dinnerware since 1980. Salt & pepper sets, pitchers, and teapots are the focal point of their collection. They have also built nearly complete sets of several dinnerware patterns including Ardennes, Tip Toe, Kashmir and Charstone Bleu. Odd and hard-to-find pieces are another area of interest. Research of original Red Wing documents and other vintage publications has also become an important part of the collecting experience. Larry and Kathy served as RWCS commemorative managers 1993 through 2000, and are active members of the Gopher Chapter. Larry currently serves as the dinnerware advisor for the "Ask the Experts" page on the RWCS website and recently became a member of the RWCS Foundation Board. He and Terry Moe have presented dinnerware seminars at the Convention and MidWinter events for many years, and have written an "Introduction to Red Wing Dinnerware" with photos that is currently being published in the RWCS newsletter in an ongoing serial format.

Terry Moe and his wife Marilyn have been collecting Red Wing Pottery since they inherited a partial set of Gypsy Trail that had belonged to his grandmother. They primarily collect dinnerware with emphasis on Gypsy Trail, Wreath, Ivanhoe, Ardennes, Normandy, Hotel & Restaurant, Nassau, and Merrileaf. Primary source materials relating to the history of Red Wing Dinnerware are also a major interest. They have been interested in sharing their discoveries with other dinnerware collectors by means of RWCS Newsletter articles and Convention seminars.

Red Wing 101 and Red Wing 102

Paul Wichert and Linda Krueger

Session: 1 10:00 a.m. to 10:50 a.m.

Session: 2 11:00 a.m. to 11:50 a.m.

How familiar are you with Red Wing Stoneware and Pottery? Want to learn more? RED WING 101 and 102 are geared toward the new collector and seasoned collectors new to the RWCS. These light-hearted seminars will address the history of the Red Wing potteries, their vast array of prod-

ucts, collector trends, and an items condition. They'll provide some pointers on what to watch for when you're buying. They will discuss ovals, signatures, shape numbers, reuse of the molds, as well as various glazes, colors, and color combinations. A seminar highlight is a 'fun' exam handed out at the beginning of each presentation. Come join us and see if you can 'ace' the test.

Red Wing Trivia

Paul Wichert and Linda Krueger

Session: 3: 12:30 p.m. to 1:20 p.m.

A brand new computerized seminar, containing approximately 80 fun questions about the Red Wing Potteries/products and the Red Wing area in general! What was the largest size boot that the Red Wing Shoe Company has made? What's different about Charles Murphy art pottery mark versus Belle Kogan's? Join us, and find out.

Paul Wichert: An Information Technology professional by trade, Paul Wichert is a long time collector of Red Wing and Advertising Stoneware and has been a RWCS member since 1992. A past 'Vision' committee member, he presently resides on the membership committee and has served with the commemorative distribution crew since 1993. A long time antique dealer, he has participated as an appraiser at Waukesha Historical days, Wisconsin PBS appraisal fairs, and at the Antique Treasures Expo with the Keno Brothers.

Linda Krueger: By profession, Linda Krueger is a self employed Interior Decorator. She is also an antique dealer with over 25 years experience and collects stoneware and some art pottery. A native of Sleepy Eye, MN, Linda also collects a variety of Sleepy Eye items. An active member of the Red Wing Collector Society since 1989, Linda has served on the commemorative distribution crew since 1993. She is a member of the Gopher Chapter and was their commemorative chair person for 3 years.

Experience the Dump through Steve Showers

Steve Showers

Session: 3 12:30 p.m. to 1:20 p.m.

Session: 4 1:30 p.m. to 2:20 p.m.

Steve Showers Red Wing passion can be found in his Pottery Dump digging experience. This session will give you a peak into the passion, discovery, and knowledge found in the pottery dump. For more than 50 years Steve has devoted his Red Wing interest to the Red Wing Pottery dump. In this session you will see the dump come alive through one of the few dump enthusiasts! Come and see Red Wing Pottery in a new way and in many cases never seen before pieces.

"Red Wing Archeologist" Steve Showers has been a Red Wing Pottery dump digging for over 50 years. Steve and his wife are active members of the Gopher Chapter, Iowa Chapter, and Cannon Valley Red Wing Collectors Club. He has been a speaker at every Convention since he joined the RWCS. Steve and his wife Phyllis are avid gardeners with their Red Wing using sewer pipe as planters, shards as ground cover and stepping stones. They live in Welch, Minnesota.

That Can't be Red Wing: Recent dump finds at Red Wing

Dennis Nygaard and Austin Fjerestad

Session: 1 10:00 a.m. to 10:50 a.m.

Session: 2 11:00 a.m. to 11:50 a.m.

What is Red Wing? Well the Dump Diggers are at it again; rewriting the history of known Red Wing by digging pieces from the dump. Come one come all to see several new pieces that you would not call Red Wing and probably would not consider Red Wing! New items in the tally are: New bisque items including flower pots and hanging planters, new colors including some wild color variations on unusual pieces. There is also a new umbrella stand as well as some possible 1880's art pottery/test pieces. We will also share some of our ultimate finds, which naturally tie into much of the above. Yes you will be amazed and shocked as well as educated!

Dennis Nygaard is a long time RWCS member who has not missed a Convention. He has been digging in the Red Wing dump for 30 years, often with fellow diggers Steve Showers and Austin Fjerestad. In addition to his dump finds, Dennis collects stoneware fruit jars from all United States potteries with a special interest in New Brighton, PA pottery. Dennis lives in Hastings, MN with his wife, Virginia, and three sons.

Austin Fjerestad has been a RWCS member since 1996 and has been digging with Dennis in the dump since 2002. He enjoys digging up lost history in the Red Wing dump as well as town dumps and collecting soda bottles. Austin is currently writing a book on sodas and digging at the dump as well as being a Sci-Fi author. Austin lives in the Twin Cities and is a freelance graphic designer.

What is new at Your Red Wing Pottery Museum? RWCS Foundation Board Members

Session: 1 10:00 a.m. to 10:50 a.m.

Session: 2 11:00 a.m. to 11:50 a.m.

The RWCS Foundation Board Members will discuss new projects, acquisitions and upcoming events at your museum. The future is bright and we are excited to tell you all about it!

Located in the Pottery Place Mall, the museum's mission is to preserve the history of the clay industry in the Red Wing, Minnesota area and to share that history in ways that enhance the public's knowledge and appreciation of pottery as an art form and as an important part of American culture.

The RWCS Foundation is a non-profit 501(c)(3) organization formed in 2000 that supports the cultural, historical, and educational programs of the Red Wing Pottery Museum. The Museum is supported by generous donations from you, the public, the Red Wing Collectors Society and its State Chapters.

Title: Orientation for First Timers

Speaker: Catherine Beall

Thursday: July 8, 9:00 a.m. to 10:00 a.m.

Friday: July 9, 9:00 a.m. to 10:00 a.m.

If 2010 will be your first time attending the Red Wing Collectors Society Convention, there is a lot to see and do! Start your first Convention experience out right by attending an Orientation Seminar led by longtime RWCS member Catherine Beall. Catherine will discuss all of the activities that are lined up and offer tips on making the most of your Convention experience. NEW THIS YEAR: a representative from the Red Wing Visitor and Convention Bureau will also stop in for both Sessions to tell you about all that Red Wing has to offer.

Hello! I am Catherine Beall. I am interested in Red Wing and have grown up with it, and have attended chapter meetings in Nebraska and South Dakota. Mr. Charles E. Murphy's prints are especially admirable, and collecting Art Pottery is my favorite past-time. As a younger member of the Red Wing Collectors Society, I participated in Kid's View Activities, but now volunteer along with Wendy Callicoat and Sue Jones-Tagliapietra. I have been a volunteer and a Displayer in the Convention Display Room. In Iowa High School Speech competitions for the past two years, I have earned excellent ratings for both Group and Individual contests. As a black belt in Tae Kwon Do, I have learned discipline and self defense.

Red Wing Collector's Society - Educational Seminars • Friday, July 9, 2010

	H201	H202	H203	H204	H205	H206/207	H208
Session I 10:00 to 10:50	Watt Ware Stoneware and Non-Decorated Phillip Meyer	Dinnerware Paper Production & Advertising Terry Moe & Larry Roschen	Fermenting Dill Pickles & Sauerkraut Diane Roupe	Stoneware Fakes Larry Birks	What's New with the RWCS Foundation & in Your Museum RWCS Board Foundation	That Can't Be Red Wing: Recent Dump Finds at Red Wing Dennis Nygaard & Austin Fjerestad	Red Wing 101 & 102 Paul Wichert & Linda Krueger
Session II 11:00 to 11:50	Decorted Ware of Watt Ware Phillip Meyer	Dinnerware Paper Production & Advertising Terry Moe & Larry Roschen		Stoneware Fakes Larry Birks	What's New with the RWCS Foundation & in Your Museum RWCS Board Foundation	That Can't Be Red Wing: Recent Dump Finds at Red Wing Dennis Nygaard & Austin Fjerestad	Red Wing 101 & 102 Paul Wichert & Linda Krueger
Session III 12:30 to 1:20	NORTH DAKOTA POTTERY Road Show Linda & Bill Bakken	2010 Commemorative Production Bob Downs Maple City Pottery	Current Safe Canning Procedures Diane Roupe			Experience the Dump through Steve Showers	Red Wing Trivia Paul Wichert
Session IV 1:30 to 2:20	Rosemeade Pottery Linda & Bill Bakken	2010 Commemorative Production Bob Downs Maple City Pottery				Experience the Dump through Steve Showers	

Garage made of sewer pipe overlooks old factory site

By Ruth Nerhaugen
rnerhaugen@republican-eagle.com

Sewer pipe may not have the glamour - or the value - of stoneware and pottery, but Peter Jacobs considers it a treasure.

So much so that he doesn't want it to end up in the dump when its usefulness to him has ended.

This summer, Jacobs will be tearing down the dilapidated old garage in his back yard and replacing it with a garage he can actually use to store vehicles. The roof is sagging and the wood floor and posts aren't strong enough to keep the main floor from falling into the basement much longer.

He has started a catering business and needs to put the truck indoors.

The problem is the walls of the vintage two-story garage are made of bright orange-red tile from the Red Wing Sewer Pipe Factory - which once operated in Clay City Industrial Park, just over the hill from his home on West Sixth Street.

The colorful tile looks like it did the day it was manufactured. It seems that sewer pipe salesmen weren't just boasting when they claimed in old newspaper advertisements that their product was impervious to weather, rust, frost, germs - and perhaps even time.

The garage is about 20 by 20 feet. The back and side walls on the street level are made of six-cell tile blocks held together with Portland cement. It's crumbling, but nearly all the tile is intact. The front has worn-out wooden garage doors.

The basement level has four sides made of sewer pipe, stacked "like Lincoln Logs," Jacobs said in an interview last fall, with two walkout doors on the alley side. It once served as a garden shed.

"The basement of the house was lined with the same stuff" when he purchased it 20 years ago, Jacobs said. He replaced the tile years ago; about 80 pieces were hauled to Lakeville, Minn., to be used in landscaping.

He figures there are about 250 of the 36-inch long, 80-pound blocks left.

Jacobs doesn't know when the garage was built or by whom. Historians speculate that it likely was built in the 1930s or '40s.

The sewer pipe factory began operations in Red Wing in the late 1800s, producing what historical materials describe as "vitrified, salt glazed, sanitary clay products" with a multitude of uses.

"Things are inscribed on some" blocks, Jacobs said, pointing to what looks like a simple math problem that must have been

scratched into the clay when it was wet.

Not long after an initial article about the tile garage appeared in the Republican Eagle, he was contacted by a former factory worker who had answers to some of Jacobs' questions.

William Much of Hugo, Minn., didn't need more than a glance to confirm that the unique building is indeed made of Red Wing Sewer Pipe Factory tile. That particular red-orange color tile was produced only in Red Wing, Much said.

But it's not flue pipe as Jacobs originally thought. The six-cell blocks are conduit. Workers would lay it in the street and pull wires through the cells, running from manhole to manhole, Much said.

He knows all about it. His father, Al "Mooney" Much, was general foreman at Sewer Pipe Factory A from the mid-1930s until his retirement in 1967.

"I spent a lot of time out there with him," William Much said, plus he and his brother, Steve, worked summers at the factory in the late 1950s as high school students.

"Dad made a retaining wall at our house on (Trenton) Island," Much said. "He used conduit. ... We used to sit on it and fish for perch."

He guesses tile blocks were used more for things other than what was intended.

"There wasn't much else to build of - it was cheap and logical," agreed Jerry Mewhorter of Red Wing, who was an official at Red Wing Potteries. His wife, Louise, is Much's sister; she sent him the newspaper article, knowing he'd want to check out Jacobs' garage.

Building with the salt-glazed tile was easy, Much said. "You don't have to know anything. Just pile them up" and add cement chinking.

And it was cheap. "You probably could pick them up for a dime apiece" - if you had to pay for them at all, he said. Piles of pipe made the 5-acre factory site a playground for kids.

Mewhorter, who is keynote speaker at this year's RWCS convention Thursday morning, grew up in the neighborhood.

He recalled his mother hanging laundry outdoors. When they fired up the kilns to "burn" pipe at about 2,600 degrees, "she would rush out and take the clothes down"



Peter Jacobs points out grout on the back wall of his sewer pipe garage. - photos by Ruth Nerhaugen

before the residue from burning coal got them dirty.

It's not likely the blocks were "seconds," Much said. Usually the "burned" pipe

Sewer tile garage still in use on 21st Street

By Ruth Nerhaugen
rnerhaugen@republican-eagle.com

"I always thought it was unique," Don Viotor said, but until he read an article in the Republican Eagle last fall, he didn't realize he was the proud owner of a Red Wing Sewer Pipe Factory tile garage.

"I didn't realize it was manufactured in town" until he read about Peter Jacobs' sewer pipe garage on West Sixth Street, overlooking the former site of a sewer pipe factory.

Viotor purchased an authentic log cabin home at 731 21st St. in 2000. The house is made of Pierce County logs. He believes it was built in the early 1930s. The original plat shows a garage.

That date meshes with the memories of Harold Henn, a Pierce County resident who lived in the log house as a boy in the early 1940s. He and his brother raised pigeons in it.

The two-car garage in the back yard looks much like the one he saw in the newspaper, Viotor said, with wooden beams to accommodate above-ground storage. There's a tin roof, and two sets of double doors, which swing to the side to open.

The rear wall, which is partially built into the hillside, and the west wall are sewer pipe tile blocks held together with cement. It's not as obvious as Jacobs' garage, however, because the exterior was painted gray years ago; only the interior is orange-red.

could be recycled. They ground it up until it was like sand and added the mixture, which they called "grog," to the clay as a filler.

"We recycled tons and tons and tons," especially when pipe stacked in the five big kilns would fall, he said.

Jacobs continues to research the sewer pipe tile, which he found at other sites in Red Wing - including the back wall of the Red Wing Shoe Co. downtown plant.

And he has been in touch with collectors, hoping someone might be interested in buying the tile, but no one has made any offers.

"I wish someone would take and preserve the blocks," he said. "There's some value. There's some history in that garage."

Anyone with information or an interest in the building can e-mail him at rwfolks@redwing.net, putting "garage" in the subject line.



Don Viotor believes his sewer pipe garage dates to the 1930s.

The east wall is concrete blocks, but Viotor hasn't lived there long enough to know when or why the wall was replaced. It's clear to him, though that "the cement is not holding up as well as the tile."

Tile blocks are stacked eight rows high, and they're about 36 inches deep, Viotor said. They have some striations. More importantly, upon close examination he found "RED WING" stamped into the tile of several blocks in small print.

Although he lives in an authentic log home, he's not heavily into history, Viotor said, "I enjoy the stuff when I see it or find it. It's interesting.

"People say, 'Why don't you build a new one,' he said. "I don't want a new one. I like what I've got. It has character."

Pottery workers' stories taped

By Ruth Nerhaugen
rnerhaugen@republican-eagle.com

Dozens of vintage recordings of interviews with people involved in the Red Wing pottery industry have come into the hands of the Red Wing Collectors Society Foundation.

"Sooner, rather than later," collectors will have a chance to hear or read what they had to say, according to Foundation President Dave Kuffel of Libertyville, Ill.

Foundation officials are in the process of finding a company with expertise in extracting the voices from tape recordings made in the 1970s, he said.

It's a huge project, Kuffel acknowledged, because the tapes are only part of the legacy that came to the foundation in late May. Accompanying them were some transcripts, photographs, books, catalogs, correspondence, sales brochures and lots of other information about the pottery industry.

All of it was collected by the late Anne Paine Williams, who died this spring in Duluth at age 77.

An early member of the collectors society, Williams "set out back in the late 1970s to do a book on Red Wing Potteries," Kuffel said.

In addition to research at museums, Williams, a journalist, conducted interviews with people who had worked various jobs at the potteries, which had shut down in 1967. She had transcribed perhaps one-third of the interviews, Kuffel said, and had written what he described as "a rough transcript of what the book might have looked like."

But someone else came out with a book first - Garry and Bonnie Tefft and "Red Wing Potters and Their Wares" in 1981 - and she lost the urgency to complete hers.

"She put it on a back burner," Kuffel said.

Williams remained passionate about art pottery and the business, he said, but "drifted away" from the collectors group.

A couple of years ago Gary Tefft alerted the foundation to the existence of the tapes, Kuffel said. The Teffts and Williams had been doing much of the same research, so the couple were aware that she had been conducting interviews.

Tefft suggested that the foundation try and gain access to the tapes and make copies of the interviews before the tapes deteriorated.

He took the first steps to accomplish that, but it wasn't possible to pull it all



Anne Paine Williams

together at that time, Kuffel said.

Williams died in March, and in April Kuffel learned from another collector that lots of Red Wing was going to be included in an estate sale in Duluth.

When he found out it was Williams' estate, he contacted her daughter, Sally Williams, in St. Paul.

She decided to leave not only the tapes but all of her mother's work related to pottery to the Foundation.

Williams saw pottery as an art form, Kuffel said, so the collection also includes a wealth of information on other potteries as well.

Knowing how anxious collectors will be to have access to the material, Kuffel said the Foundation came up with a plan.

At the Convention, historian Steve Brown will organize a team to begin inventorying and assessing the collection.

The team will bring together art pottery, stoneware, dinnerware and paper memorabilia experts and others with the skills to tackle the project, Kuffel said.

"It's very exciting," he said, but a lot of work. While reading some of the transcripts, he explained, it was evident that Williams referred often to other items, including photographs, during her interviews. They'll have to be matched up.

Still, Kuffel said, "It's almost as though

the tapes may have more impact on collectors today than the book would have," had she finished writing it.

Instead of reading only her distilled interpretation of all the information she gathered, he explained, people will be able to listen to the actual interviews, her original source material.

"It's a great opportunity for collectors to get some insight," he said.

With her journalism background, Kuffel noted, Williams was able to ask the right questions.

People think collectors are only interested in crocks and vases, he said, but the Foundation is equally interested in the stories and memories, diaries and letters of the people who were involved in the industry.

Interviews will be made available to collectors.

"We'll end up selling it," he said. "We'll use the money to cover the cost of data retrieval and the expense of the project."

RWCS members will be kept posted via the newsletter. Ultimately, the materials will find their way into the Red Wing Pottery Museum.

Wiederholt's
SUPPER CLUB

STEAKS • SEAFOOD
COCKTAIL LOUNGE
DINING AT
ITS FINEST!

Hours:
Mon.-Sat. 4:30-10:30
Sun. 11:30-9:00

Reservations Phone
651-437-3528 or
507-263-2263

15 miles North
of Red Wing
on Highway 61
(in Miesville)



Country Side Antique Mall

In Cannon Falls!



"Where the Collectors Shop!"

Only 20 miles west of Red Wing. Take Hwy. 19 to Cannon Falls, at stoplight go south one mile.

Best overall inventory in 19 years PLUS over 4,000 Red Wing items. Over 55 Dealers!

OPEN SPECIAL CONVENTION HOURS JULY 7 - 11.

**Wed., 8-8; Thurs., 8-8; Fri., 8-8; Sat., 8-8;
Sun., 8-5:30**

**31752 65th Ave.,
Cannon Falls, MN. 507-263-0352
www.csamantiques.com**





Visit the GOODHUE COUNTY HISTORY CENTER

1166 Oak Street
Red Wing, MN
(651) 388-6024

www.goodhuehistory.mus.mn.us

HOURS


Tues.-Fri. 10am-5pm;

Sat. & Sun. 1-5pm

Closed Mondays & Holidays

LIBERTY'S

RESTAURANT & LOUNGE



Decor of Red Wing Yesteryear

Welcome Collectors!

Open Daily 8 a.m.
Serving Breakfast,
Lunch & Dinner
Since 1975

Featuring Sandwiches,
Pizza, Steaks, Seafood,
Mexican, Italian and
American Cuisine.

Online Menu
www.libertysonline.com

388-8877

"Free shuttle service to and from local motels"

303 W. Third Street
Downtown Red Wing

Chapter Contact Information

CANNON VALLEY (MINNESOTA)

Connie Kolberg, President
26251 Miesville Trail
Cannon Falls, MN 55009
(507) 263-9245
email - ckolberg@citlink.net



GOLDEN STATE (CALIFORNIA)

Bruce Cameron, President
PO Box 690, French Camp,
CA 95231
(510) 537-0325
www.goldenstateredwing.com
email - FFR554@aol.com



GOPHER CHAPTER (MINNESOTA)

Dennis Nygaard, President
114 24th Street W,
Hastings, MN 55033-
3551
(651) 437-7943
email - denvirny@aol.com




INDIANA WINGERS CHAPTER RWCS

Ron Keim, President
58398 County Rd. 27
Goshen, IN 46538
547-536-4116
email - ronkeim@yahoo.com



IOWA CHAPTER OF THE RWCS

Wayne Burk,
President
304 Allamakee
St., Waukon, IA 52172
(563) 568-4387
email - whburk@salamander.com



LEWIS AND CLARK (NORTH DAKOTA AND MONTANA)

Sheldon Bohnhoff,
President
6781 Highway 22 S.
New England, ND 58647-
9767
701-579-4522
email - sheldon@ndsUPER-
net.com



NEBRASKA REDWINGERS

Steve Splittgerber, President
7843 Red Oak Rd., Lincoln, NE 68516
(402) 770-7600
email - rsplittger@hotmail.com
email - rsplittgern@netscape.net

PUGET SOUND (WASHINGTON)

Wally Armstrong, President
24129 Old Owen Rd.
Monroe, WA 98272-7681
(360) 794-7172
email - armst101@aol.com

ROCKY MOUNTAIN (COLORADO)

Matt Beilby,
President
PO Box 7737
Loveland, CO 80537
907-669-9190
email - beilby.matt@gmail.com



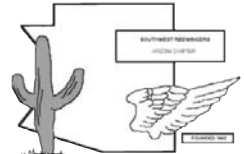
SIOUXLAND REDWINGERS (SOUTH DAKOTA)

Glenn Beall,
President
215 W. 7th Street
Logan, IA 51546-
1221
(712) 644-2256
siouxland.redwingcollectors.org
email - gbeall@loganet.net



SOUTHWEST REDWINGERS (ARIZONA)

Kent Williamson,
President
3104 East Broadway
Rd. Lot 328
Mesa, AZ 85205
<http://sw.redwingcollectors.org/>
email - rwcokent@juno.com



SUNSHINE STATE REDWINGERS (FLORIDA)

John Dougherty, President
1792 Walden Pond Dr.
Ft. Pierce, FL 37945
(772) 460-7920
email - jadmonavie@aol.com

TRAILS WEST (MISSOURI/ KANSAS)

Larry Birks,
President
26400 S. Hickory
Trail
Harrisonville, MO 64701
(816) 380-1096
email - brgrtr3@embarqmail.com



WISCONSIN CHAPTER, RWCS

Pete Pavloski, President
1411 Rapids Trail
Nekoosa, WI 54457
(715) 325-3715
email -
pbpav@hotmail.com



WOLVERINE CHAPTER (MICHIGAN)

Ken Bahlman,
President
44829 Malow Ave.
Sterling Heights, MI
48317
(586) 731-4628
[wolverine.redwing-
collectors.org](http://wolverine.redwing-collectors.org)



AL'S ANTIQUUE MALL

New merchandise arrives almost daily

512 PLUM STREET
(Across from Salvation Army)
RED WING, MN 55066

651-388-0572

Fax: (651) 388-7474

Toll Free: (888) 388-0572

Hours: Mon.-Sat. 9am to 5 pm; Sun 10am to 5pm
Extended Convention Hours: 9am to 8pm Wed.-Sat.

"Come Join Us in Red Wing"
Al & Cathy Novek

RWCS Board of Directors

President
Sue Jones Tagliapietra
 2219 Lakeland Ave.
 Madison, WI 53704-5636
 Home: 608-241-3072
 Email: president@redwingcollectors.org

Vice President
Jolene McKoon
 3124 4th St, Unit 8
 Moline, IL 61265-
 Home: 309-779-2219
 Email: vicepresident@redwingcollectors.org

Secretary
Paulette Floyd
 208 E Somonauk
 Yorkville, IL 60560
 Home: 630-553-9234
 Email: secretary@redwingcollectors.org

Treasurer
Mark Collins
 4724 N 112th Circle
 Omaha, NE 68164-2119
 Home: 402-684-8437
 Email: treasurer@redwingcollectors.org

Historian
Steve Brown
 2102 Hunters Ridge Court
 Manitowoc, WI 54220
 Home: 763-684-2400
 Email: historian@redwingcollectors.org

Auction Manager
Todd Avery
 29361 Flower Valley Rd.
 Red Wing, MN 55066-7520
 Phone: 651-592-3008
 Email: auction@redwingcollectors.org

Education Manager
Glenn E. Beall
 215 W 7th St.
 Logan, IA 51546-1221
 Phone: 712-644-2256
 Email: education@redwingcollectors.org

Representative At Large
Russa Robinson
 1970 Bowman Rd.
 Stockton, CA 95206-9654
 Home: 209-931-1066
 Email: repatlargewest@redwingcollectors.org

Jerry Erdmann
 W15416 Fair-Morr Rd.
 Tigerton WI 54486
 Home: 715-535-2094
 Email: redatlargeeast@redwingcollectors.org

Commemorative Manager
Bob Morawski
 2130 S Ridgeway Dr.
 New Berlin WI 53146
 262-853-8269
 Email: commemorative@redwingcollectors.org

Convention Support Personnel

Pre-Registration
Jim & Karen Key
 1617 Alvina St
 Red Wing MN 55066
 Ph: 651-388-5806
 Email: keyster@redwing.net

Jim & Joyce Sutherland
 410 Harding St
 Red Wing, MN 55066
 Ph: 651-388-5806
 Email: jjsuther1@presenter.com

Display
Laura Beall
 215 W 7TH ST
 Logan IA 51546-1221
 Home: 712-644-2256
 Email: display@redwingcollectors.org

Show & Sale
Pete & Cindy May
 645 Pates Ave
 Greenville, TN 37743-4220
 Home: 423-639-2477
 Email: Rw3pcmay@embarqmail.com

Newsletter Editor
Rick Natynski
 N44 W25922 Lindsay Road
 Pewaukee, WI 53077
 Newsletter@redwingcollectors.org
 414-416-9464

RWCS Business Office:

Executive Director
Stacy Wegner
 executivedirector@redwingcollectors.org

Membership Coordinator
Katie Hardyman
 membership@redwingcollectors.org

PO Box 50
 2000 Old West Main St., Suite 300
 Red Wing, MN 55066-0050
 651-388-4004 or
 800-977-7927
 Fax: 651-388-4042
 Website: www.redwingcollectors.org



RWCS Board Members (from left): Mark Collins, Paulette Floyd, Russa Robinson, Todd Avery, Jolene McKoon, Sue Jones Tagliapietra, Glenn Beall, Stacy Wegner, Steve Brown, Bob Morawski and Jerry Erdmann.

WELCOME COLLECTORS

More Collectables!

Show off your love of Red Wing Pottery with our ~ Limited Edition ~ Charles Murphy giraffe planter

1,000's of charms available
 We do custom picture charms!

Past Red Wing pottery charms available

LIFE'S LITTLE OASIS

213 Bush Street • Red Wing
 651-388-5171
 M-W 10-7; Thur-Sat. 10-8; Sun. 11-4
 Locally owned and operated

Pizza Sandwiches Desserts

If you're in a hurry - Espresso Menu

Sunday - Thursday
 11am-10pm

Friday & Saturday
 11am-Midnight

Full Bar

Late Night Happy Hour
 Specials 9pm-11pm Daily

THE BRICKHOUSE PUB & GRILLE

Your friends all know it's the place to go!

433 Main Street
 Red Wing • 651-388-9999
 brickhousepubandgrille.com

WE SET OUT TO MAKE WORK BOOTS. WE ENDED UP BUILDING A COUNTRY.

Since 1905, we've been handcrafting the shoes that have built skyscrapers, roads, bridges, railroads, and homes. In short, we've helped build America. We all have. Red Wing, the shoe company. And Red Wing, the community. Our strength lies in the people who live here. Play here. And work here. The proof is in every brand we make.

RED WING SHOES®

BUILDING GREAT BOOTS FOR OVER 100 YEARS

Red Wing Shoe Company 314 Main Street Red Wing, Minnesota 55066

Across




- 2 Minnesota is known as the ____ State
 4 Land of 10,000 Lakes
 6 RWCS convention Friday activity, potters ____
 7 Austin Fjerestad & Dennis Nygaard dig here
 8 1st president of RWCS, ____ Yaeggi
 9 Hamms ____ Bank
 10 Jug/crock stamped w/company and/or product info
 11 5" to 12", people like collecting a ____ of bowls
 13 Ash ____ (plural)
 16 A very tight crack
 18 Buck and Doe. Red Wing made them both
 19 Oh, the ____ shines tonight on Pretty Red Wing
 20 If the crock doesn't 'ring' it probably has a ____
 22 'honey' of a vessel: ____
 24 Believed to be the first art Pottery mark
 25 Purr'fect figurine in ash receiver line
 26 Tool for squeezing juice from lemons
 28 Container to make Mayonnaise: ____
 29 Doggone nice figurine in ash receiver line
 32 This place had coconut cups. ____ Vic's
 33 Ray Reiss's first book: Red Wing ____
 36 Name given to items made on personal time
 37 started at Pottery in 1940, he painted waterfowl
 38 I'm hooked on this figure from the ash receiver line
 39 Pottery that was opened in 1892 and closed in 1896

Down



- 1 Put in crocks to keep the food from floating
 3 With only one of these, a bird can't fly
 5 Hometown of the 'Pottery Place': ____
 6 Red Wing, Minnesota, and Northstar were ____

RED WING Collectors Crossword Puzzle 2010

Answers at www.redwingcollectors.org

Paul Wichert - RWCS Member

- 7 Sold in grocery stores, by the place setting
 11 2 blue lines with a red pattern between
 12 Dumbo had huge ____
 14 Last Dinnerware Pattern produced
 15 could be a hat or something atop a crock
 17 RWCS program for Young collectors
 20 Type of grape and R.W. dinnerware pattern
 21 Designed the 100 pieces, Belle ____
 23 Created as a more expensive art pottery line
 27 RWCS Thursday afternoon event
 28 Used to cook 'tooty fruit'
 30 a container to hold cut flowers
 31 sizes: 1,2,3,4,5,6,8,10,15,20,25,30,40,50,60
 34 Author of Red Wing Art Pottery, Ray ____
 35 Amusing figure



New street banners unveiled

The Red Wing Collectors Society Convention has long had a tradition of hanging street banners in downtown Red Wing to welcome members. Over the years, the original street banners - they've been hanging for more than 15 years - began to show signs of wear.

This year the RWCS launched new Convention street banners, said Stacy Wegner, Executive Director.

"Since the end of the 2009 Convention the RWCS has been actively taking orders and working on designs for the new banners unveiled this week in downtown Red Wing," she said. "More than 20 new banners have hit the streets this week from businesses and RWCS

members to welcome members and show their support for the Convention."

Anyone who missed the opportunity to get a street banner this year can order one this fall for the 2011 Convention. A single side is \$90 and a double is \$180. With the new program, she said, sponsors can "print just about anything on their banner from a four-color photo to their business logo."

Once the banner is ordered, the fee covers storage and hanging each year.

For more information about sponsoring a banner, call the RWCS business office at 800-977-7927 or e-mail director@redwingcollectors.org.



Mid-Winter
February 11-13, 2011
Des Moines, IA

2011
Convention
July 7-9, 2011
Red Wing, MN

Keynote Address Mewhorter will speak on potteries experiences

Retired Red Wing Potteries official Jerry Mewhorter will give the keynote address for the 2010 Red Wing Collectors Society Annual Convention. He will speak at 10:30 a.m. Thursday, July 8, at Red Wing High School.

Mewhorter, former plant superintendent, will talk about his experiences working at the potteries from July 1956 until it closed in 1967.

“He will focus on his experience as a kiln setter, managing dinnerware and mold production as plant superintendent, and his role on the negotiating committee during the strike,” society officials said.

Mewhorter’s father was a mold maker at the potteries in the 1940s.

Mewhorter started out in 1956 working as a kiln setter while studying industrial engineering at the University of Minnesota. After graduating he became plant engineer and he focused on improving efficiencies. He became superintendent in 1963.

He lived in Red Wing’s old “fairgrounds neighborhood” above Clay City Industrial Park, the location of one of the Red Wing Sewer Pipe Factories, and also has memories of that industry.

RED WING COLLECTORS SOCIETY INC. COMMEMORATIVE INFORMATION

1977	Salt Glaze Crock	250
1978	Common Jug	350
1979	Butter Churn	400
1980	Sponge ware Bowl	400
1981	Brown-top Jug	750
1982	Cherry band Mug	697
1983	Stone Mason Fruit Jar	1,026
1984	Salt-glazed Cooler	1,161
1985	Ice Water Cooler	1,750
1986	Acid Proof Measure	1,982
1987	Red Wing Ashtray	2,328
1988	Pompeii Plate	2,600
1989	Gray Line Pitcher	2,682
1990	Fancy Jug	3,540
1991	Pantry Jar	3,551
1992	North Star Jug	4,260
1993	Chicken Fountain	4,819
1994	20-lb Crock	5,660
1995	Giraffe Planter	6,186
1996	Cookie Jar	7,175
1997	20# Salt Glaze Crock	7,508
1998	Blue Iris Pitcher	7,564
1999	5 Gal. Kover Weight	7,444
2000	Hamm’s Pitcher	7,190
2001	Sponge Bowl	6,901
2002	5 gal. Ball Lock Packing Jar	6,888
2003	Leaping Pegasus figurine planter	6,089
2004	Brushware Vase	5,790
2005	Red Wing Self Draining Jar	5,323
2006	Round-Up Teapot	5,191
2007	5 gal. Birch Leaf Threshing Jug	4,500
2008	Century of Progress Transportation Mug	3,700
2009	Red Wing Advertising Bean Pot	3,600



The Red Wing McDonald's Welcomes the Red Wing Collectors Society



Pottery Collectors
Come see our beautiful crocks.



i'm lovin' it®

2770 North Service Drive • Red Wing, Minnesota

“Continuing the Tradition”

“Welcome Red Wing Collectors”



“2010 Collectible and 2010 Christmas Ornament Unveiling”

Come to see our 2010 unveiling at 11:00am and enjoy a brat and soda at our annual “brat feed” Thursday, July 8, 11am to 3pm

RED WING STONEWARE CO.

4909 Moundview Drive Highway 61 North
651.388.4610 800.352.4877

Visit our Website www.redwingstoneware.com

“Production Viewing Windows in Factory Store”

Factory Store Open Daily

Factory Tours Weekdays 10:30am, 1pm & 3:30pm • Group & Bus Tours Welcome

Retail Salesroom • Personalized Stoneware • Factory Seconds

Shedding some light on historic Wabasha lampposts

By Rick Natynski
RWCA Newsletter Editor
rwcsnewsletter@wi.rr.com

A quick drive across the Mississippi River on Highway 60 yields an impressive view of the mighty river and its surroundings from a new truss bridge.

But years ago, the original bridge that connected Wabasha, Minn., to Nelson, Wis., was lit by gas lights that sat atop colorful clay columns.

Eventually these ornate lampposts were removed and likely sold to townspeople interested in buying them, as a few are still scattered around Wabasha.

Two of them flank the driveway of a cabin nestled in the woods that belongs to Susan Spiten Waide.

"The lampposts were included when I bought the home in August 2006," she explained. "I guess it was a trade-off for the many repairs the home required, which I planned to fix up and resell. But I quickly fell in love with the area and the rustic cabin, and decided to use it as a vacation property."

Spiten Waide often wondered where the lampposts came from. They were so big that she never imagined they were made of pottery. But after mowing the lawn around them on multiple occasions, her curiosity took over.

"I pondered enough to wander into town one day and start asking questions," she says.

"One person told me only about a dozen of the posts existed. A few are still in town and supposedly eight of them are now on a bridge somewhere in Canada.

"One woman informed me that these were made by the Red Wing Potteries - she remembered when they were put on the bridge."

Spiten Waide misplaced the name and contact information of her source, so finding this woman and asking her more about the lampposts hasn't been possible to date.

But the belief that Red Wing Stoneware Co. made these lampposts is a feasible notion, considering Red Wing is only a 30-mile drive northwest of Wabasha.

Longtime Red Wing Collectors Society member Gary Tefft is not quick to make assumptions, however.

"Judging from the photos, their multicolor finish looks similar to glazed tile," said Tefft, who co-authored "Red Wing Pottery & Their Wares" with his wife, Bonnie.

"To me, that makes the likelihood of Red Wing being their point of origin seem unlikely. Glazed architectural terra cotta was popular at the time and other firms were clearly more equipped and readily suited to produce the posts than Red Wing."

One such manufacturer, Tefft says, was the Gladding, McBean Company of San Francisco, which still exists today.

The company began creating clay sewer pipe in 1875, and in 1884 it used its own terra cotta trim when constructing a new office building, which drew lots of interest for its attractive appearance.

According to www.gladding-mcbean.com, soon the company "became a leader in producing architectural terra cotta facades for some of the most significant historical landmarks in the world."

Regardless of who manufactured these opulent yet functional pieces of art, they clearly possess a great deal of historical significance for the Wabasha area and the state.

As much as she has grown to like them, Spiten Waide has decided she should sell the lampposts because they don't fit with her property's rustic nature.

"I think they belong in some type of museum or in front of a very nice house," she said.

Spiten Waide can be reached at 507-458-8567 or susanwaide@realtyagent.com.



Susan Spiten Waide acquired two terra cotta lampposts from the old interstate bridge when she purchased property in Wabasha.

Red Wing also had unique lights

The cast iron light poles that once lined the streets of downtown Red Wing were manufactured by the Red Wing Iron Works Co. in the 1920s.

According to Gary Tefft, longtime Red Wing Collectors Society member, most of the posts were replaced in the 1960s and offered for sale to local residents who used them as yard lights.

"They've become quite coveted among current Red Wing folk wishing for a striking memento from the history of their city," Tefft said.

"A few of the lamp posts remained in service in locations at the edges of downtown until only a few years ago, when the last one, located at the corner of Third Street and West Avenue, was taken down and moved a block north into Central Park, where it now lights the walkway."

Welcome Collectors!

Retro-Specs

Antiques, Collectibles, Eyewear & More!

2000 Old W. Main St. - Suite 202 • Red Wing, MN 55066

2nd Floor • Historic Pottery Building • RetroSpecsStore@aol.com

651.212.6227

Antiques & Collectibles:

- Red Wing Pottery & Dinnerware
- Breweriana: Hamm's, Schmidt & More!
- Coins & Currency: Buy & Sell
- Stoneware, Dinnerware, China & Glassware
- Old & New Die-Cast Toys & Pedal Cars/Planes
- Sports Collectibles, Poker Chip Sets & Knives
- Department 56: Villages & Snowbabies
- Longaberger Baskets • Steins
- Locally Hand-Crafted Wood Products
- Hand-Made Stained Glass (Customizable)
- Hand-Crafted Native American Items
- Books, Movies & Much More!

Eyewear:

- Prescription Eyeglasses: New, Retro & Vintage
- Antique Eyewear From The Early 1800's!
- Readers & Sunglasses
- We Buy Good Old Frames!
- We Can Sell Frames Or Lenses Or BOTH!
- All Prescriptions Filled Or Current Glasses Duplicated!
- Unique, Exclusive & One-Of-A-Kind Frames!
- AO Safety Occupational & Industrial Eyewear
- Experienced & Certified Optician

We Sell & Buy!

Retro-Specs is a Proud Sponsor and Member of the RWCS!

FREE
Flag Pin!

Stop In Today! No Purchase Necessary.
While Supplies Last! Must Present Coupon.

Retro-Specs - 651.212.6227

10% OFF

Present Coupon For An Additional 10% Off Your
Entire Purchase! Includes Sale Items!
Some Exclusions Apply! See Store For Full Details.

EXPIRES: 7/31/2010

Retro-Specs - 651.212.6227

Lifelong collector shares her passion yearly at Kids View

By Ruth Nerhaugen
nerhaugen@republican-eagle.com

Aarika Floyd is attending her 24th Red Wing Collectors Society Convention this week.

That's quite a feat, considering she's only 23 years old.

She was just 2 weeks old when her parents, Jeff and Paulette Floyd, brought her along to their first Convention in 1987 - the society's 10th anniversary gathering - at the instigation of a friend, Dave Kuffel. Aarika was the youngest member ever to attend, and got her picture in the 1987 newsletter.

"That first Convention my parents stayed at the St. James Hotel, and a dresser

show for TV monitors at Red Wing High School.

"When Wendy Callicoat and Sue Jones Tagliapietra came up with the idea for Kids View of Red Wing, they asked for my help as someone who has grown up with Red Wing all my life," Aarika said. She was 12 years old at the time.

In addition to attending Kids View, she helped with promotion, writing articles for the newsletter and other collectors publications to "get the word out" that there were fun things for kids to do while their parents shopped, viewed the auction pieces, attended the auction, or went to educational seminars themselves.

"I was in that newsletter holding one of my first and favorite pieces of Red Wing, a plate that I painted," Aarika recalled. "That was and still is my favorite part of Kids View, where kids have a chance to decorate their own piece of Red Wing dinnerware."

As a result, a local business asked her to paint a couple of pieces with a design.

"In return, they sent me a few mugs. This started my collection - very small collection - of mugs, not all Red Wing nor of any particular design, but still a small pottery collection," she said.

Before that, she had only collected some inexpensive Mickey Mouse memorabilia.

"My collection is small," she acknowledged, "but I've lived through collecting with my parents - the first pieces being commemoratives because when I was younger, they were 'my size.'"

Aarika scored some additional firsts.

"In 2001, I designed the first Kids View commemorative that was then created by Mike Robinson for the 2002 Convention seminar. Back in either 2004 or 2005, I painted the first plate to be sold at the Thursday night auction to help offset the costs for putting on the Kids View seminars," she said.

Now in her 17th year as a Convention volunteer, she also is the presenter for the Illinois Chapter Commemoratives during the annual business meeting.

"I haven't added to my collection recently, since I graduated from the University of Illinois last year," Aarika said. "I am saving money, but if I could afford some really nice pieces they would be along the lines of what my dad collects - advertising beehives or advertising stoneware."

Her father no longer is auction manager

and this year her mother's term as secretary will end, but Aarika remains involved with Kids View.

Only she's not just a participant now.

"I continue to help with Kids View as a presenter, showing the plates that I've designed in the past, telling my story of how young I was when I first started coming, and how lucky the kids are now that they have a chance to learn about Red Wing by finding something they love, have a passion for and want to collect," she said.

Aarika's passion for Red Wing remains strong.

She enjoys "the chase for new pieces," she said, "but what I like is to learn about the history" - from the early pottery and factories to the people involved in production, and the vendors or consumers that purchased the pieces for so many uses.

"I find all of the stories fascinating and



In 2001, Aarika designed the first Kids View commemorative, a plate.



Painting Red Wing plates is Aarika's favorite part of Kids View. She has a small collection of Red Wing, mostly mugs.

think that it is wonderful that society members donate pieces to share with others new and old to Red Wing." Those pieces go to the Red Wing Pottery Museum.

"I tell people, 'Red Wing, Minnesota, doesn't only make shoes. They made pottery there, too,' but they don't really get it. It isn't just the love of stoneware, dinnerware, art pottery, or whatever you collect, it is also the people you share this crazy obsession with who become like a second family."

She added, "My dad once asked my sister and I what we look forward to the most, Christmas morning or a week in Red Wing? Of course, we both chose Red Wing."



Jeff and Paulette Floyd brought Aarika to her first convention when she was just 2 weeks old.

drawer served as my cradle," Aarika said.

"I have not missed a single Convention - even the summer I turned 16. I had the chance to take summer driver's education, but I could only miss two days of class. The last week of the course was during Convention, so I ended up taking drivers ed the following fall semester so I didn't miss Red Wing," she said.

Her father quickly became involved in the Society, first as a representative at large, then as auction manager, and Aarika and her sister grew up going to antique stores and auctions.

"(We) learned how to behave around expensive items and how to keep ourselves entertained during the auctions," she said. "That is what we did while we attended our first few Conventions."

Later she began helping with the auction, selling catalogs and price lists after the auction. When the family started going to the MidWinter GetTogether the girls started helping out at the registration table, where she became friends with Wendy Callicoat. She also helped create a slide

Membership Application Form

A Primary \$25 annual membership is afforded all the rights and privileges of the organization. An Associate \$10 annual membership is afforded all the rights and privileges of the organization except for the receipt of the newsletter. There **must be at least one Primary membership per household address** in order to have other members at that address having Associate member status. Each membership is afforded the right to purchase one Convention commemorative.

Please indicate if your membership is:

- New Membership
 Renewal

Type of membership:

- Primary annual membership fee \$25
 Associate annual membership fee \$10

Name _____

Address _____

City _____ State _____ Zip _____

E-mail Address _____

MEMBER and/or Chapter who interested you in joining: _____

Send Check, money order, or credit card info to:

Red Wing Collectors Society
P.O. Box 50
Red Wing, MN 55066-0050

Call 800-977-7927

E-mail: director@redwingcollectors.org



CROCK HUNT



RULES: The Crock Hunt begins on Monday, July 5. Both Red Wing Collectors Society Members and non-members are eligible to participate in the 2010 RWCS Convention Crock Hunt. Participants must locate each display pictured site during regular business hours to match the business logo and photo. Participants must obtain an employee initials (or other mark chosen by the site) from each site.

Winners drawn will have their forms checked to ensure that answers are correct before a prize is awarded. Winners do not need to be present to win. **Completed forms must be brought to the Courtyard Pavillion at Colvill Park by 6:00 p.m. on Friday, July 9 to be included for prize drawing(s).**

Participating businesses must feature at least one piece of old or new Red Wing pottery in their picture. The business logo will not be included in the picture. Both the photo and business logo will be printed at random on the Crock Hunt form published in the Convention Supplement and Attendee Packet.

 **Associated Bank**
Picture # _____

Falconer Vineyards Winery
Falconer's Vineyard
Picture # _____

Goodhue County History Center
Picture # _____

INSPIRED
HOME & FLOWER STUDIO
Picture # _____

LIBERTY'S
RESTAURANT & LOUNGE
Picture # _____

LIFE'S LITTLE OASIS
Picture # _____

Marie's
RESTAURANT & LOUNGE
Picture # _____

Moments
On Main
gifts • accessories • interiors
Picture # _____

Perkins
Picture # _____

Pete's Kitchen Corner
Picture # _____

Randys
Picture # _____

RED WING POTTERY AND SHOPS
Picture # _____

RED WING STONWARE
Picture # _____

TROLLEY
Picture # _____

RED WING GOLF CLUB
Picture # _____

ST. JAMES HOTEL
Picture # _____

THE SUBHOUSE
HOME OF THE GOURMET STEAK™
Picture # _____



1



2



3



4



5



7



8



9



10



6



12



11



13



14



15



16



17

Name: _____

Address: _____

Phone: _____

Email: _____

This whole page must be returned to Courtyard Pavillion at Colvill Park by 6 p.m. Friday, July 9. No partial forms accepted.